

Voluntary Guidelines for

FLOOR-READY MERCHANDISE

3.0 Hanger Application

3rd Edition

Latest Revision: February 10, 2011



Copyright © 1994 - 2011

Voluntary Interindustry Commerce Solutions Association

All rights reserved.

Table of Contents

Section	Title	Page
	Table of Contents	3
	Revision Summary	4
3.0	Hanger Application	5
3.1	Introduction	5
3.1.1	Objective	5
3.1.2	Overview	5
3.1.3	Benefits	5
3.1.4	Hanger Guidelines Rationale	6
3.1.5	Important Considerations	6
3.2	Prerequisites for Hanger Application	6
3.3	Requirements for Hanger Application	7
3.3.1	General requirements and Comments	7
3.3.2	Disclaimer - Hanger Drawings and Illustrations	7
3.3.3	Uniform Hanger Numbering	8
3.3.4	Hanger Marking Guideline	9
3.4	Product Categories	10
3.4.1	Category 1: Men's, Women's, Boy's, and Girl's Tops	10
3.4.2	Category 2: Men's, Women's, Boy's, and Girl's Bottoms	12
3.4.3	Category 3: Men's, Missy, Women's, and Junior's Knitwear Tops	15
3.4.4	Category 4: Outerwear	17
3.4.5	Category 5: Men's Suits & Sport Coats (Jackets)	19
3.4.6	Category 6: Two-Piece Tops	21
3.4.7	Category 7: Swimwear, Active Wear	23
3.4.8	Category 8: Women's Foundations (Intimate Apparel)	25
3.4.9	Category 9: Intimate Apparel, Sleep Wear, & Robes	27
3.4.10	Category 10: Infant Sets on Frames (Children's)	29
3.4.11	Category 10: Children's Hanger Styles	30
3.4.12	Category 11: Domestic	31
3.5	Method of Communicating Hanger Service Requests	31
3.5.1	Electronic Documents	31
3.5.1.1	Purchase Order (VICS 850 Transaction Set)	31
3.5.1.2	Purchase Order Change (VICS 860 Transaction Set)	31
3.5.1.3	Ship Notice/Manifest (VICS 856 Transaction Set)	31
3.6	Trading Partner Discussion Checklist	32

Revision Summary

Date	Section	Page	Revision
15-Sep-06	All	All	2nd Edition published.
10-Feb-11	All	All	3rd Edition published.*

* 3rd Revision Summary:

- The revisions reflected in the third edition include a change from clear to black plastic apparel “Department Store” hangers with metal hooks.
- This change does not impact infant’s wear and toddlers or intimate apparel hangers - or any hangers specified in the VICS Guidelines as a color other than clear.

Rationale for Change:

- Black is a more sustainable color for hangers, enabling use of recycled materials and reducing natural resource requirements.
- As a leader in the industry, VICS must take responsibility for providing the membership with a sustainable hanger alternative. We believe that contributing to a more sustainable environment is good business practice and the right thing to do for the future generations. We have the opportunity to make a meaningful difference in improving the environment. We will do so by using resources more efficiently, providing an 'eco-friendly' product that meets expectations and striving to reduce the overall impact on the environment.
- Significant sustainability savings result from the conversion to black matte hangers.
 - The business case indicates annual cost reductions across the supply chain
 - The base quantity used in the calculations was 2 billion hangers manufactured annually and represented by the most popular top and bottoms hanger.

3.0 Hanger Application

3.1 Introduction

3.1.1 Objective

The Hanger Application guideline is intended to reduce the supplier-to-retailer pipeline costs by minimizing order-to-sales-floor cycle time. The guideline provides for continuity of presentation within retail stores through color consistency; facilitates supplier application by reducing hanger stock-keeping units (SKUs); and enables cost reductions associated with mass production, re-use, and application of the hanger.

3.1.2 Overview

Today's retail practices dictate that many products be displayed on hangers on the retail selling floor. For this to occur, a hanger that is acceptable to the retailer must be placed on the garment prior to moving it to the retail selling floor.

Simultaneously, many manufacturing processes are built around processing and storing goods with hangers pre-attached.

In this environment, literally millions of hangers used by these suppliers are removed and immediately discarded by retailers in order to place a hanger on the garment that they deem acceptable on their selling floor. This results in unnecessary labor for both trading partners as well as delays in flowing merchandise to the selling floor.

For other product categories, suppliers are willing to insert retailer-approved hangers prior to merchandise shipment. However, the multitude of different hangers requested creates extreme inventory and handling challenges for the supplier. This, too, results in unnecessary labor costs and merchandise flow interruption as well as excessive inventory and space costs.

This guideline addresses these problems so total handling costs and pipeline times can be minimized to benefit suppliers, retailers, and, ultimately, consumers.

3.1.3 Benefits

Utilizing these hanger application guidelines may result in:

- ◆ A reduction in the order-to-sales-floor cycle time (based on a January 1993 study conducted by an international management consulting firm),
- ◆ A decrease in stock outs on high selling replenishment items requiring hangers (based on a January 1993 study conducted by an international management consulting firm),
- ◆ A significant reduction to "trash hangers" generated by the supplier-retailer pipeline,
- ◆ A reduction of hanger SKUs required to be inventoried by any given supplier,
- ◆ "Flow through" retail distribution centers and/or direct store shipments,
- ◆ Suppliers identifying hangers that best display their merchandise, and
- ◆ Certain suppliers inserting hangers for use on the retail selling floor at point of manufacture.

3.1.4 Hanger Guidelines Rationale

Benefits of One Predominant Color Hanger:

- ◆ Serves as a unisex hanger, thus, reducing SKUs for suppliers who produce both men's and women's apparel.
- ◆ Fewer colors result in greater economies of scale at point of manufacture.
- ◆ Fewer colors/SKUs result in better service/more accurate inventory at point of manufacture.
- ◆ Reduces total hanger SKUs in the pipeline.

3.1.5 Important Considerations

These guidelines do not attempt to address all types of hanging merchandise. Instead, they address broad categories of merchandise that account for the vast majority of retail apparel sales.

These guidelines give suppliers significant latitude in determining the exact hanger applied within general parameters established by their retail trading partners. This allows the supplier to choose the hanger that best displays their particular merchandise while, at the same time, provides a consistent, aesthetically pleasing, retail atmosphere.

It is assumed that hangers follow a one-way flow from supplier to ultimate consumer where the hanger is either given to the customer for in-home use or recycled. This does not preclude trading partners from agreeing to re-use hangers; nor does it preclude third party firms from collecting, grading, and re-marketing these hangers. These guidelines serve as an initial step towards trash elimination and source-point, waste reduction.

3.2 Prerequisites for Hanger Application

When trading partners agree that the supplier will ship the merchandise on a floor-ready hanger, it is strongly recommended that the retailer communicate this request using EDI documents that comply with the VICS EDI guidelines. These guidelines are published in the *VICS Retail Industry Conventions and Implementation Guidelines for Electronic Data Interchange*. Hanger requirements must be communicated at the appropriate level, depending on the situation. This level may be the purchase order, the product identification (PID), or the U.P.C. level.

To realize the benefits of Floor-Ready Merchandise guidelines for hanging items, the shipment must be receipt-ready. Receipt-Ready Shipments guidelines are presented as a separate section of this document and address shipment integrity, retailer cross-dock, direct store delivery, etc.

3.3 Requirements for Hanger Application

3.3.1 General Requirements and Comments

- ◆ Hangers used must be both consumer and employee friendly.
- ◆ Hangers used must be shatter-resistant to prevent injury and liability.
- ◆ Performance characteristics of all hangers must be suitable to both retailer and supplier processes including: steam tunnels, automatic sorters, temperature extremes, etc.
- ◆ Size indicators, if used, should be child resistant to prevent injury and liability.
- ◆ Hanger composition should be a recyclable material and identified by resin.
- ◆ Hanger colors have been established by channel of distribution unless otherwise noted in the specific product categories:

Distribution Channel	Color
Department Stores	Black (tops and bottoms) Clear (Intimates) or White (Infants and Toddlers)
Mass Merchandisers	White
Specialty Stores	Black or White
All Other Retailers	Black or White

3.3.2 Disclaimer - Hanger Drawings and Illustrations

The generic drawings and graphic representations used herein are solely for the purpose of illustration and description of the general attributes of hanger styles or for illustrating various performance testing procedures. The hanger illustrations depicted herein are not intended to be used as a means to qualify any hanger for compliance with VICS Guidelines.

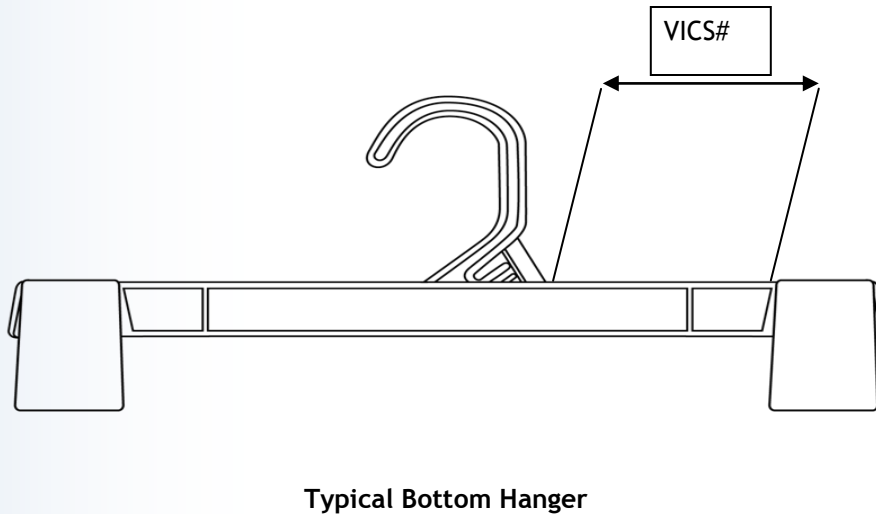
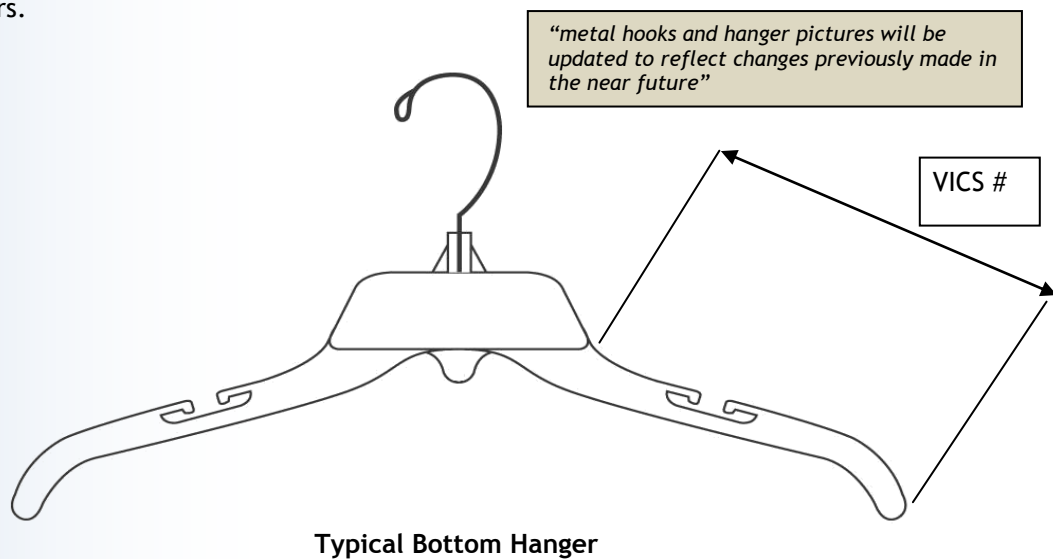
3.3.3 Uniform Hanger Numbering

VICS Style #	Hanger Size	Hook Material	Section Number	Hanger Type	Color	Gauge	Sizer Web	Common Usage
495	10"	Plastic	2.2.4.1	Top	White	Medium	Yes - Side	Children's
496	12"	Plastic	2.2.4.1	Top	White	Medium	Yes - Side	Children's
472	15"	Plastic	2.2.4.1	Top	White	Medium	Yes - Side	Children's- Teen
467	17"	Plastic	2.2.4.1	Top	White	Medium	Yes - Side	Teen - Adult
951	10" X 8.5"	Plastic	2.2.4.10	Frame	White	Medium	Yes - Side	Children's
959	12" X 10"	Plastic	2.2.4.10	Frame	White	Medium	Yes - Side	Children's
GS19	10"	Plastic	2.2.4.9	Intimate - Top	Clear	Light	No	Teen - Adult
GS11	11"	Plastic	2.2.4.9	Intimate - Top	Clear	Light	No	Teen - Adult
GS23	10"	Plastic	2.2.4.9	Intimate - Top	Clear	Light	No	Teen - Adult w/Logo
CW87	10"	Plastic	2.2.4.9	Wrap - Bottom	Clear	Light	No	Teen - Adult
497	10"	Metal	2.2.4.1	Top	Black	Medium	No	Children's
498	12"	Metal	2.2.4.1	Top	Black	Medium	No	Children's
485	15"	Metal	2.2.4.1	Top	Black	Medium	No	Children's/Teen
484	17"	Metal	2.2.4.1	Top	Black	Medium	No	Teen - Adult
479	19"	Metal	2.2.4.1	Top	Black	Medium	No	Teen - Adult
6008	8"	Metal	2.2.4.2	Pinch Bottom	Black	Medium	No	Children's
6010	10"	Metal	2.2.4.2	Pinch Bottom	Black	Medium	No	Children's
6012	12"	Metal	2.2.4.2	Pinch Bottom	Black	Medium	No	Teen - Adult
6014	14"	Metal	2.2.4.2	Pinch Bottom	Black	Medium	No	Teen - Adult
6108	8"	Plastic	2.2.4.2	Pinch Bottom	White	Medium	Yes - Side	Children's
6110	10"	Plastic	2.2.4.2	Pinch Bottom	White	Medium	Yes - Side	Children's
6208	8"	Metal	2.2.4.2	Soft Pinch Bottom	Black	Medium	No	Children's
6210	10"	Metal	2.2.4.2	Soft Pinch Bottom	Black	Medium	No	Children's
6212	12"	Metal	2.2.4.2	Soft Pinch Bottom	Black	Medium	No	Teen - Adult
6214	14"	Metal	2.2.4.2	Soft Pinch Bottom	Black	Medium	No	Teen - Adult
7008	8"	Metal	2.2.4.2	Long Pinch Bottom	Black	Heavy	No	Children's
7010	10"	Metal	2.2.4.2	Long Pinch Bottom	Black	Heavy	No	Children's
7012	12"	Metal	2.2.4.2	Long Pinch Bottom	Black	Heavy	No	Teen - Adult
7014	14"	Metal	2.2.4.2	Long Pinch Bottom	Black	Heavy	No	Teen - Adult
7108	8"	Plastic	2.2.4.2	Long Pinch Bottom	White	Heavy	Yes - Side	Children's
7110	10"	Plastic	2.2.4.2	Long Pinch Bottom	White	Heavy	Yes - Side	Children's
7208	8"	Metal	2.2.4.2	Soft Long Pinch Bottom	Black	Heavy	No	Children's
7210	10"	Metal	2.2.4.2	Soft Long Pinch Bottom	Black	Heavy	No	Children's
7212	12"	Metal	2.2.4.2	Soft Long Pinch Bottom	Black	Heavy	No	Teen - Adult
7214	14"	Metal	2.2.4.2	Soft Long Pinch Bottom	Black	Heavy	No	Teen - Adult
8010	10"	Metal	2.2.4.7	Swimwear	Black	Light	No	Adult
8012	12"	Metal	2.2.4.7	Swimwear	Black	Light	No	Adult
8014	14"	Metal	2.2.4.7	Swimwear	Black	Light	No	Adult
8108	8"	Plastic	2.2.4.7	Swimwear	White	Light	Yes - Side	Children's
8110	10"	Plastic	2.2.4.7	Swimwear	White	Light	Yes - Side	Children's
8210	10"	Metal	2.2.4.7	Swimwear - Soft Pad	Black	Light	No	Adult
8212	12"	Metal	2.2.4.7	Swimwear - Soft Pad	Black	Light	No	Adult
8214	14"	Metal	2.2.4.7	Swimwear - Soft Pad	Black	Light	No	Adult
8308	8"	Plastic	2.2.4.7	Swimwear - Soft Pad	White	Light	Yes - Side	Children's
8310	10"	Plastic	2.2.4.7	Swimwear - Soft Pad	White	Light	Yes - Side	Children's
9408	8" x 4" Drop	Plastic Loop	2.2.4.2	Pinch Bottom - Coordinate	White	Medium	No	Children's Sets
9410	10" x 4" Drop	Plastic Loop	2.2.4.2	Pinch Bottom - Coordinate	Black	Medium	No	Sets
9412	12" x 4" Drop	Plastic Loop	2.2.4.2	Pinch Bottom - Coordinate	Black	Medium	No	Sets
9508	8" x 9.5" Drop	Plastic Loop	2.2.4.2	Pinch Bottom - Coordinate	White	Medium	No	Children's Sets
9510	10" x 9.5" Drop	Plastic Loop	2.2.4.2	Pinch Bottom - Coordinate	Black	Medium	No	Sets
9512	12" x 9.5" Drop	Plastic Loop	2.2.4.2	Pinch Bottom - Coordinate	Black	Medium	No	Sets
3945	15" - 5.25" Hook	Metal	2.2.4.5	Jacket - "U" section	Black	Heavy	No	Teen - Adult
3937	17" - 5/25" Hook	Metal	2.2.4.5	Jacket - "U" section	Black	Heavy	No	Adult
3969	19" - 5.25" Hook	Metal	2.2.4.5	Jacket - "U" section	Black	Heavy	No	Adult
3944	15" - 3.75" Hook	Metal	2.2.4.5	Jacket - "U" section	Black	Heavy	No	Teen - Adult
3936	17" - 3.75" Hook	Metal	2.2.4.5	Jacket - "U" section	Black	Heavy	No	Adult
3968	19" - 3.75" Hook	Metal	2.2.4.5	Jacket - "U" section	Black	Heavy	No	Adult
585	15"	Metal	2.2.4.3	Top - Knit - Non-slip Shoulders	Black	Medium	No	Children's- Teen
584	17"	Metal	2.2.4.3	Top - Knit - Non-slip Shoulders	Black	Medium	No	Teen - Adult
579	19"	Metal	2.2.4.3	Top - Knit - Non-slip Shoulders	Black	Medium	No	Teen - Adult
494	17"	Metal	2.2.4.5	Suit	Black	Heavy	No	Teen - Adult
3315	15" - 3.75" Hook	Metal	2.2.4.4	Outerwear - Flat	Black	Heavy	No	Children's
3328	17" - 3.75" Hook	Metal	2.2.4.4	Outerwear - Flat	Black	Heavy	No	Teen - Adult
3319	19" - 3.75" Hook	Metal	2.2.4.4	Outerwear - Flat	Black	Heavy	No	Teen - Adult
3316	15" - 5.25" Hook	Metal	2.2.4.4	Outerwear - Flat	Black	Heavy	No	Children's
3329	17" - 5.25" Hook	Metal	2.2.4.4	Outerwear - Flat	Black	Heavy	No	Teen - Adult
3320	19" - 5.25" Hook	Metal	2.2.4.4	Outerwear - Flat	Black	Heavy	No	Teen - Adult

- 1) VICS hangers are to be marked with a single style number per hanger in strict accordance with the VICS Uniform Hanger Numbering Guideline.
- 2) The VICS style number marking on hangers shall be separate, distinct and larger than other identifying markings on the hanger.
- 3) The VICS Unified Hanger Numbering Guideline applies to all styles of VICS hangers.

3.3.4 Hanger Marking Guideline

- ◆ VICS hanger style numbers are to be located on the right hand side of the front surface of the hanger arm or beam as near the end as practical. (Front surface defined by viewing the hanger with the hook opening to the left). The VICS style marking must be separate and apart from any other manufacture's style markings.
- ◆ VICS style number marking font size should be as large as practical with respect to the size and geometry of the specific hanger. The VICS style marking should be distinctively larger than other hanger manufacturer's markings.
- ◆ Only one VICS style number may be marked on a hanger.
- ◆ Hanger manufacture's I.D. (name and or logo) must be clearly marked on all VICS compliant hangers.



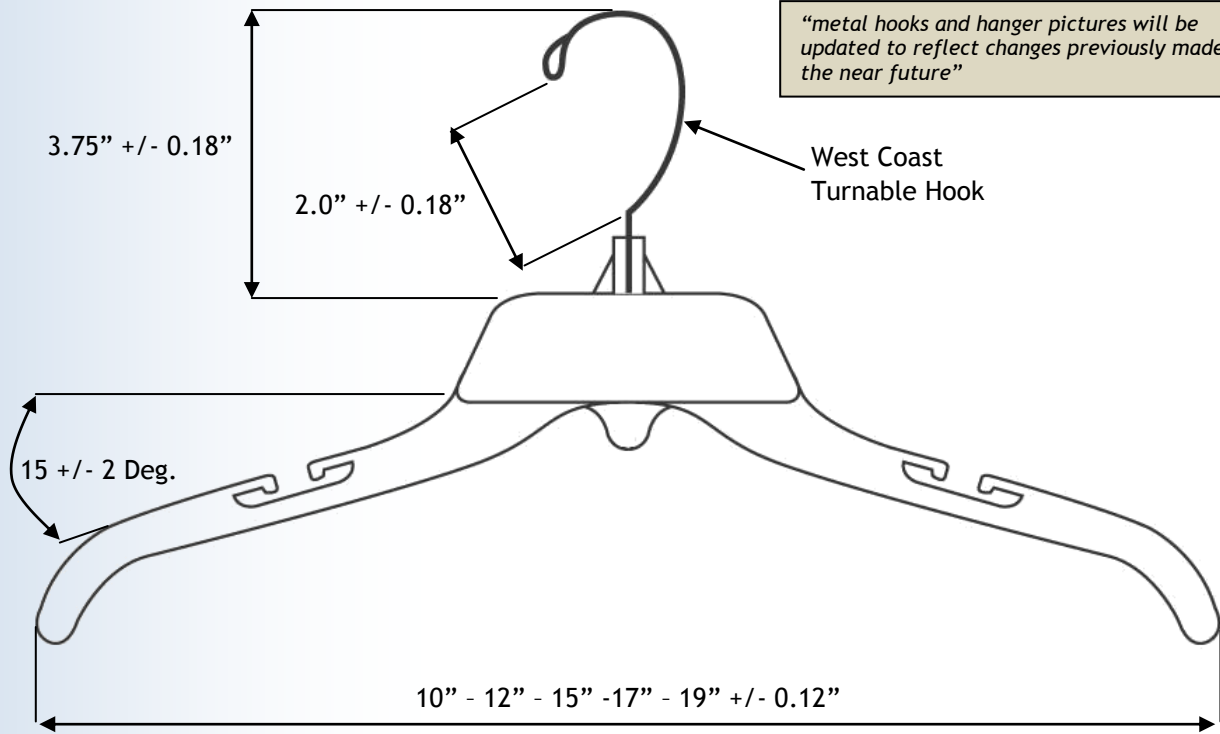
3.4 Product Categories

3.4.1 Category 1: Men's, Women's, Boy's, and Girl's Tops

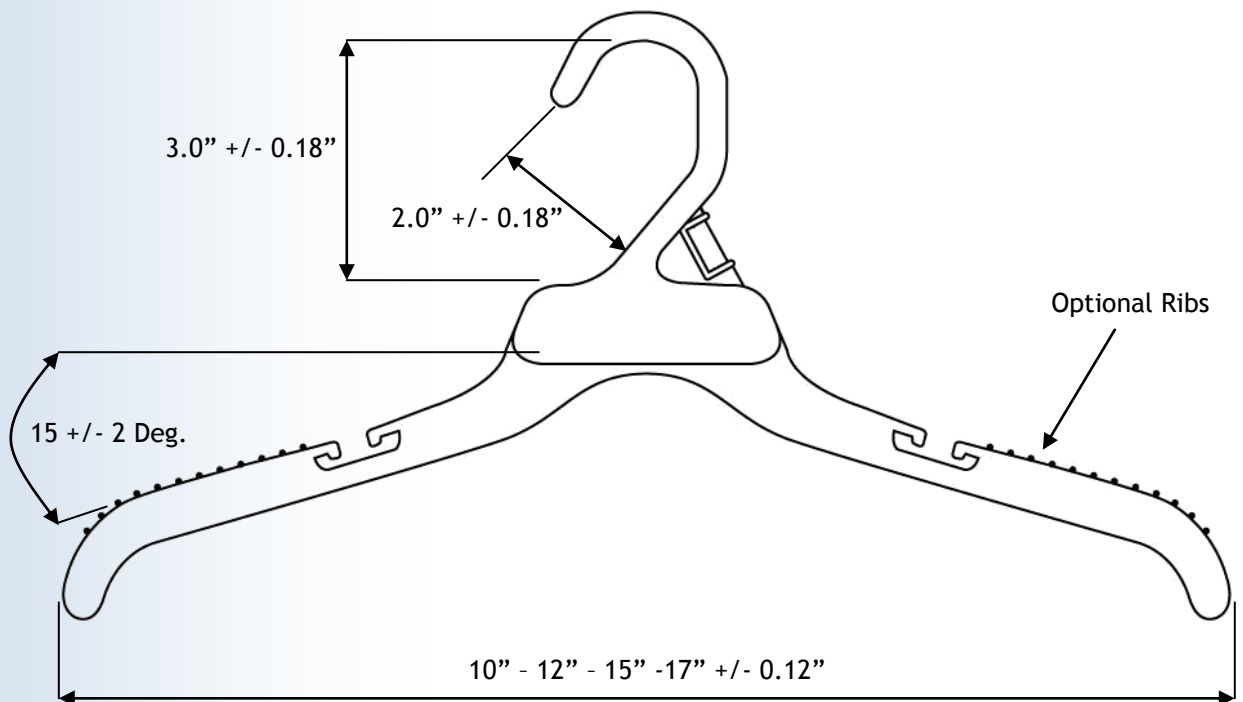
Hanger Specifications

Department Store	Children's/Mass Retail
<ul style="list-style-type: none"> ◆ Color - Black with matte finish per Section 4.2.1.1 ◆ Hook per Section 4.3.1 <ul style="list-style-type: none"> ◆ West Coast turn-able ◆ Bright plated wire 0.118" +.020/- .004" ◆ Hook Opening - 2" +/- 0.18" ◆ Hook Height- 3.75" +/- 0.18" ◆ Strength per Section 4.3.2 ◆ Hanger Sizes- over-all width <ul style="list-style-type: none"> ◆ 10", 12", 15", 17", and 19" +/- 0.12" ◆ Per approved VICS Profile Drawings ◆ Beam Thickness - per Section 4.3.4 <ul style="list-style-type: none"> ◆ 10"-15" = 0.210"/.410" (5.3 / 10.4mm) ◆ 17"-19" = 0.300"/.420" (7.6 / 10.7mm) ◆ Arm Slope <ul style="list-style-type: none"> ◆ 15 +/- 2 degrees ◆ Neck Area Profile <ul style="list-style-type: none"> ◆ Per approved VICS Profile Drawings ◆ Shoulder Strap Slots <ul style="list-style-type: none"> ◆ Strap slots and or ribs are optional ◆ Appropriate to garment style and fabric ◆ Coordinate Capable per Section 4.3.5 - 4.3.6 <ul style="list-style-type: none"> ◆ Attachment located on underside of hook ◆ Hang height 2.0 / 2.38" ◆ Second hanger to hang parallel to Top hanger. ◆ Normal Load Capacity per Section 4.3.2 <ul style="list-style-type: none"> ◆ 10" - 15" hangers 1.5 lbs. ◆ 17" - 19" hangers 2.0 lbs. ◆ Warp Under Load per Section 4.2.1.6 <ul style="list-style-type: none"> ◆ Not to exceed one hanger thickness ◆ High Temperature Creep per Section 4.2.1.2 ◆ Low Temperature Impact per Section 4.2.1.3 ◆ Fracture / Shatter Resistance per Section 4.2.1.4 ◆ VICS Style Codes per Section 3.3.3 <ul style="list-style-type: none"> ◆ 10" = 497 12" = 498 15" = 485 ◆ 17" = 484 19" = 479 ◆ Comments <ul style="list-style-type: none"> ◆ Accommodate garment on hanger (GOH) programs to prevent slippage of garment in transit. ◆ Reduce the amount of wrinkling in garments shipped flat. 	<ul style="list-style-type: none"> ◆ Color - "White" per Section 4.6.1 ◆ Hook per Section 4.6.2 <ul style="list-style-type: none"> ◆ Molded Plastic ◆ Size indicator per Section 4.2.3 ◆ Hook Opening - 2" +/- 0.18" ◆ Hook Height- 3.0" +/- 0.18" ◆ Strength per Section 4.6.3 ◆ Hanger Sizes- over-all width <ul style="list-style-type: none"> ◆ 10", 12", 15" and 17" +/- 0.12" ◆ Per approved VICS Profile Drawings ◆ Beam Thickness - per Section 4.3.4 <ul style="list-style-type: none"> ◆ 10"-15" = 0.210"/.410" (5.3 / 10.4mm) ◆ 17" = 0.300"/.420" (7.6 / 10.7mm) ◆ Arm Slope <ul style="list-style-type: none"> ◆ 15 +/- 2 degrees ◆ Neck Area Profile <ul style="list-style-type: none"> ◆ Per approved VICS Profile Drawings ◆ Provision for child-resistant size tab indicator ◆ Shoulder Strap Slots <ul style="list-style-type: none"> ◆ Strap slots and or ribs are optional ◆ Appropriate to garment style and fabric ◆ Coordinate Capable per Section 4.3.5 - 4.6.3 <ul style="list-style-type: none"> ◆ Attachment over Top hanger hook ◆ Drop height 4.0" or 9.5" ◆ Ref. VICS Styles 94XX or 95XX ◆ Normal Load Capacity per Section 4.3.2 <ul style="list-style-type: none"> ◆ 10" - 15" hangers 1.5 lbs. ◆ 17" hangers 2.0 lbs. ◆ Warp Under Load per Section 4.2.1.6 <ul style="list-style-type: none"> ◆ Not to exceed one hanger thickness ◆ High Temperature Creep per Section 4.2.1.2 ◆ Low Temperature Impact per Section 4.2.1.3 ◆ Fracture / Shatter Resistance per Section 4.2.1.4 ◆ VICS Style Codes per Section 3.3.3 <ul style="list-style-type: none"> ◆ 10" = 495 12" = 496 15" = 472 ◆ 17" = 467 ◆ Comments <ul style="list-style-type: none"> ◆ Accommodate garment on hanger (GOH) programs to prevent slippage of garment in transit. ◆ Reduce the amount of wrinkling in garments shipped flat.

Department Store



Children's/Mass Retail



3.4.2 Category 2: Men's, Women's, Boy's, and Girl's Bottoms

Hanger Specifications

Department Store

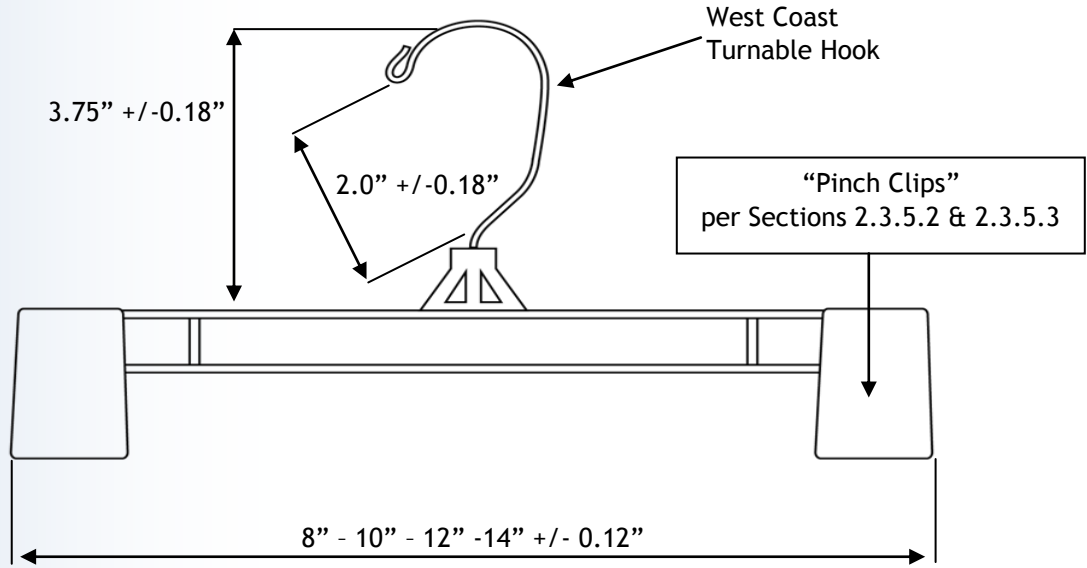
- ◆ Color - Black with matte finish per Section 4.2.1.1
- ◆ Hook - per Section 4.3.1
 - ◆ West Coast turn-able
 - ◆ Bright plated wire 0.118" \pm .020/- .004"
 - ◆ Hook Opening - 2" \pm 0.18"
 - ◆ Hook Height - 3.75" \pm 0.18"
 - ◆ Strength per Section 4.3.2
- ◆ Hanger Sizes - over-all width
 - ◆ 8", 10", 12", and 14" \pm 0.12"
 - ◆ Per approved VICS Profile Drawings
- ◆ Arm Slope
 - ◆ None - Straight
- ◆ Garment Clips per Sections 4.5.2 & 4.5.3
 - ◆ "Pinch Clip" style only
 - ◆ 16 lb. maximum opening force
 - ◆ Padded (soft) or teeth as required by the fabric
 - ◆ Length appropriate for the application
 - ◆ Gripping force per Section 4.5.1.3
- ◆ Load Capacity - per Section 4.5.1
 - ◆ 8"-12", Short Pad = 1.0 lb. garments
 - ◆ 8"-12", Long Pad = 1.2 lb. garments
 - ◆ 12"-14", Long Pad = up to 3.0 lb. garments
- ◆ Normal Load Capacity per Section 4.3.2
 - ◆ 10" - 15" hangers 1.5 lbs.
 - ◆ 17" - 19" hangers 2.0 lbs.
- ◆ Warp Under Load per Section 4.5.4
 - ◆ Not to exceed one hanger thickness
- ◆ High Temperature Creep per Section 4.2.1.2
- ◆ Low Temperature Impact per Section 4.2.1.3
- ◆ Fracture / Shatter Resistance per Section 4.2.1.4
- ◆ VICS Style Codes per Section 3.3.3
 - ◆ 8" = 6008/6208 Short Pad, 7008/7208 Long Pad
 - ◆ 10" = 6010/6210 Short Pad, 7010/7210 Long Pad
 - ◆ 12" = 6012/6212 Short Pad, 7012/7212 Long Pad
 - ◆ 14" = 6014/6214 Short Pad, 7014/7214 Long Pad
- ◆ Comments
 - ◆ Designed to be suitable for use as a coordinate (set) hanger with VICS Category 1 Top hangers

Children's/Mass Retail

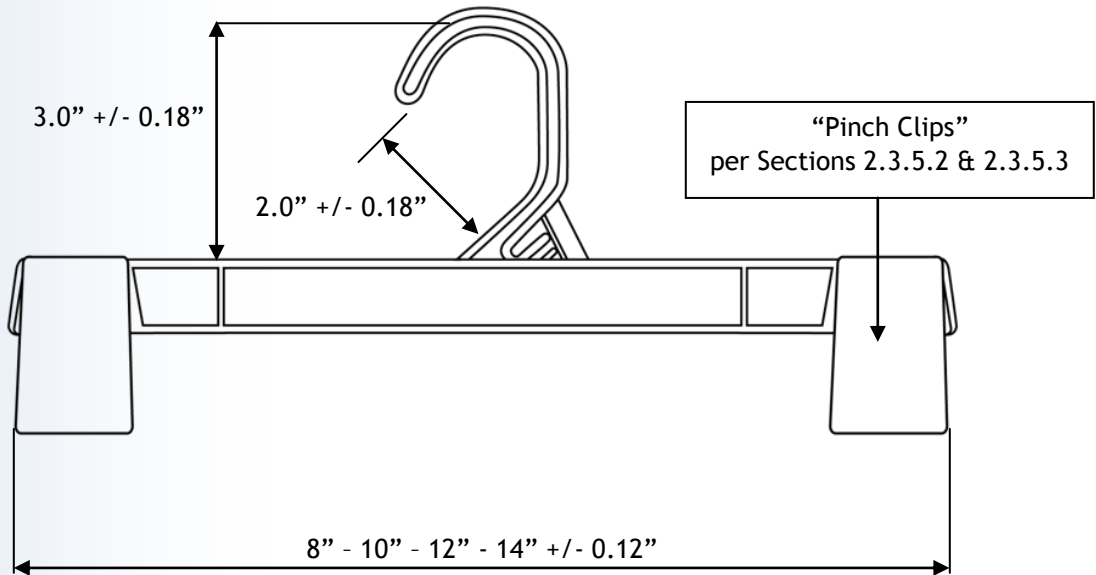
- ◆ Color - "White" per Section 4.6.1
- ◆ Hook - per Section 4.6.2
 - ◆ Molded Plastic
 - ◆ Size indicator per Section 4.2.3
 - ◆ Hook Opening - 2" \pm 0.18"
 - ◆ Hook Height - 3.0" \pm 0.18"
 - ◆ Strength per Section 4.6.3
- ◆ Hanger Sizes- over-all width
 - ◆ 10", 12", 15", and 17" \pm 0.12"
 - ◆ Per approved VICS Profile Drawings
- ◆ Arm Slope
 - ◆ None - Straight
- ◆ Garment Clips per Sections 4.5.2 & 4.5.3
 - ◆ "Pinch Clip" style only
 - ◆ 16 lb. maximum opening force
 - ◆ Padded (soft) or teeth as required by the fabric
 - ◆ Length appropriate for the application
 - ◆ Gripping force per Section 4.5.1.3
- ◆ Load Capacity - per Section 4.5.1
 - ◆ 8"-12", Short Pad = 1.0 lb. garments
 - ◆ 8"-12", Long Pad = 1.2 lb. garments
 - ◆ 12"-14", Long Pad = up to 3.0 lb. garments
- ◆ Normal Load Capacity per Section 4.3.2
 - ◆ 10"- 15" hangers 1.5 lbs.
 - ◆ 17" hangers 2.0 lbs.
- ◆ Warp Under Load per Section 4.5.4
 - ◆ Not to exceed one hanger thickness
- ◆ High Temperature Creep per Section 4.2.1.2
- ◆ Low Temperature Impact per Section 4.2.1.3
- ◆ Fracture / Shatter Resistance per Section 4.2.1.4
- ◆ VICS Style Codes per Section 3.3.3
 - ◆ 8" = 6108 Short Pad, 7108 Long Pad
 - ◆ 10" = 6110 Short Pad, 7110 Long Pad
 - ◆ *Coordinate Drop Loop Bottom Hangers*
 - ◆ 8" = 9408 - 4" Drop, 9508 - 9.5" Drop
 - ◆ 10" = 9410 - 4" Drop, 9510 - 9.5" Drop
 - ◆ 12" = 9412 - 4" Drop, 9512 - 9.5" Drop
- ◆ Comments
 - ◆ Coordinate Drop Loop Hangers designed to fit over the hook of VICS Category 1 Children's/ Mass Retail hangers

Department Store

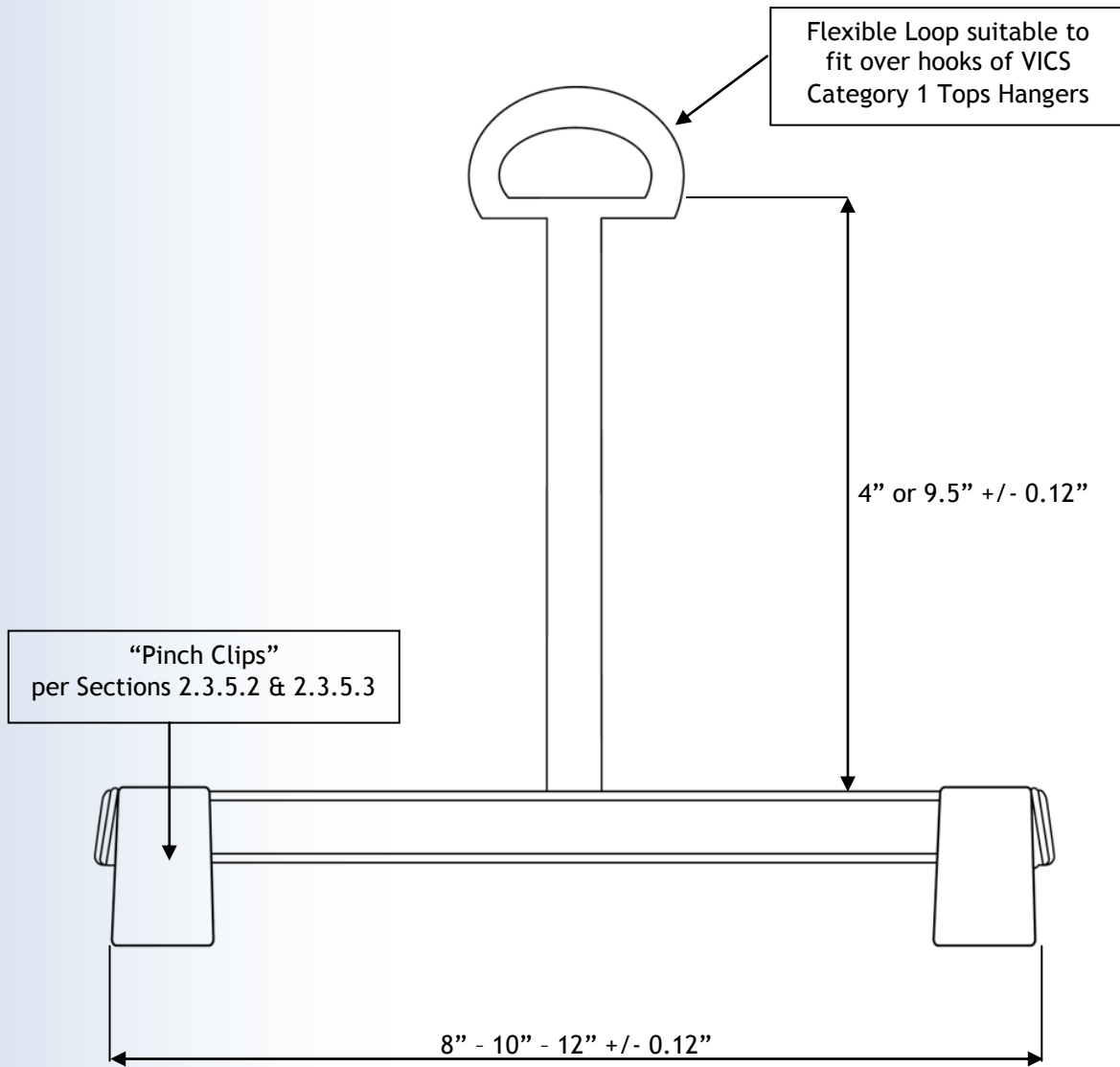
“metal hooks and hanger pictures will be updated to reflect changes previously made in the near future”



Children's/Mass Retail



Coordinate Drop Loop Hangers



3.4.3 Category 3: Men's, Missy, Women's, and Junior's Knitwear Tops

Hanger Specifications

Department Store

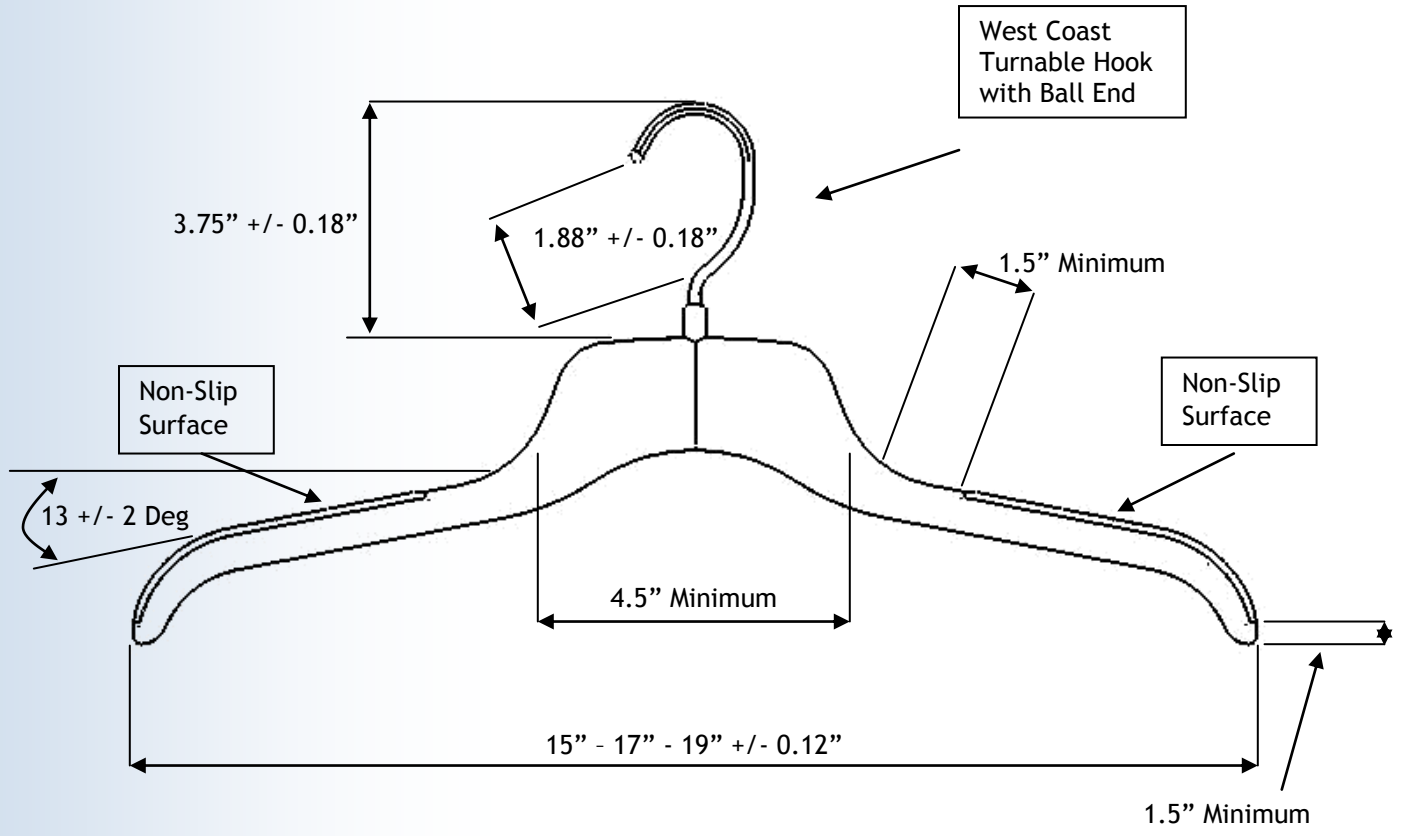
- ◆ Color - Black with matte finish per Section 4.2.1.1
- ◆ Hook - per Sections 4.4.1 & 4.4.2
 - ◆ West Coast turn-able Ball Head
 - ◆ Bright plated wire 0.118" +.020/-.004"
 - ◆ Hook Opening - 1.88" +/- 0.18"
 - ◆ Hook Height- 3.75" +/- 0.188"
 - ◆ Strength per Section 4.3.2
- ◆ Hanger Sizes - over-all width
 - ◆ 15", 17", and 19" +/- 0.12"
 - ◆ Per approved VICS Profile Drawings
- ◆ Beam Thickness - per Section 4.4.6
 - ◆ "U" Section Beam Design
 - ◆ 15" - 19" = 0.30"/0.38" (7.62mm/9.65mm)
- ◆ Arm Slope
 - ◆ 13 +/- 2 degrees
- ◆ Neck Area Profile
 - ◆ 4.5" (114.3mm) wide neck profile accommodating wide, scoop neck Sweaters and Knitwear
 - ◆ Per approved VICS Profile Drawings
- ◆ Shoulder Non-Slip Surfaces per Section 4.4.7
 - ◆ Limited to non-form density materials with frictional surfaces adequate to retain garments in position on the arms
 - ◆ Located a minimum of 1.5" (38mm) from end of arm and start of arm slope at base of neck panel
- ◆ Normal Load Capacity per Sections 4.4.3 & 4.4.4
 - ◆ 15" hangers 1.5 lbs.
 - ◆ 17" - 19" hangers 2.0 lbs.
- ◆ Flexibility/Rigidity per Section 4.4.5
- ◆ High Temperature Creep per Section 4.2.1.2
- ◆ Low Temperature Impact per Section 4.2.1.3
- ◆ Fracture/Shatter Resistance per Section 4.2.1.4
- ◆ VICS Style Codes per Section 3.3.3
 - ◆ 15" = 585
 - ◆ 17" = 584
 - ◆ 19" = 579
- ◆ Comments
 - ◆ Type 2 ("U -beam") Sweater/Knitwear hangers are for use with sweaters, knit tops, and other knitwear garments as may be determined by the trading partners
 - ◆ Hangers to be suitable for reuse
 - ◆ Brand name logos as determined by the trading partners

Children's/Mass Retail

No Current Specifications

Department Store

"metal hooks and hanger pictures will be updated to reflect changes previously made in the near future"



3.4.4 Category 4: Outerwear

Hanger Specifications

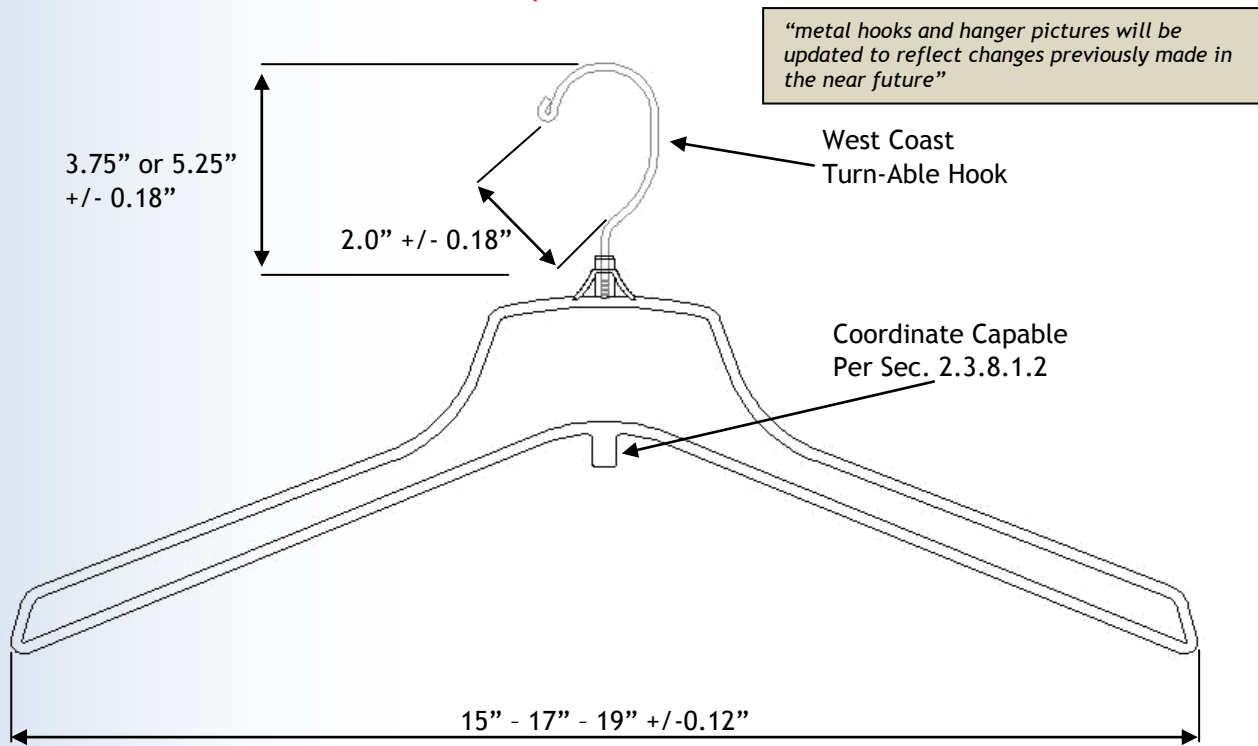
Department Store

- ◆ Color - Black with matte finish per Section 4.2.1.1
- ◆ Hook - per Section 4.3.1
 - ◆ West Coast turn-able
 - ◆ Bright plated wire 0.118" \pm .020"/-.004"
 - ◆ Hook Opening - 2" \pm 0.18"
 - ◆ Hook Height - 3.75" \pm 0.18"
 - ◆ Strength per Section 4.3.2
- ◆ Hanger Sizes - over-all width
 - ◆ 15", 17", and 19" \pm 0.12"
 - ◆ Per approved VICS Profile Drawings
- ◆ Beam Thickness - Type 1 Flat "I-Beam" per Section 4.8.1.4
 - ◆ 15" - 19" = 0.210"/.410" (5.3mm/10.4mm)
- ◆ Arm Slope
 - ◆ 15 \pm 2 degrees
- ◆ Neck Area Profile
 - ◆ Per approved VICS Profile Drawings
- ◆ Coordinate Capable per Section 4.8.1.2 - 4.3.5
 - ◆ Attachment located on underside of hook
 - ◆ Hang height 2.0"/2.38"
 - ◆ Second hanger to hang parallel to Top hanger
- ◆ Normal Load Capacity per Section 4.8.1.3
 - ◆ 15" - 19" hangers 5.0 lbs.
- ◆ High Temperature Creep per Section 4.2.1.2
- ◆ Low Temperature Impact per Section 4.2.1.3
- ◆ Fracture/Shatter Resistance per Section 4.2.1.4
- ◆ VICS Style Codes per Section 3.3.3
 - ◆ 15" = 3315 (3.75" Hook), 3316 (5.25" Hook)
 - ◆ 17" = 3328 (3.75" Hook), 3329 (5.25" Hook)
 - ◆ 19" = 3319 (3.75" Hook), 3320 (5.25" Hook)
- ◆ Comments
 - ◆ West Coast Turn-able metal or molded plastic hook as determined by the trading partners

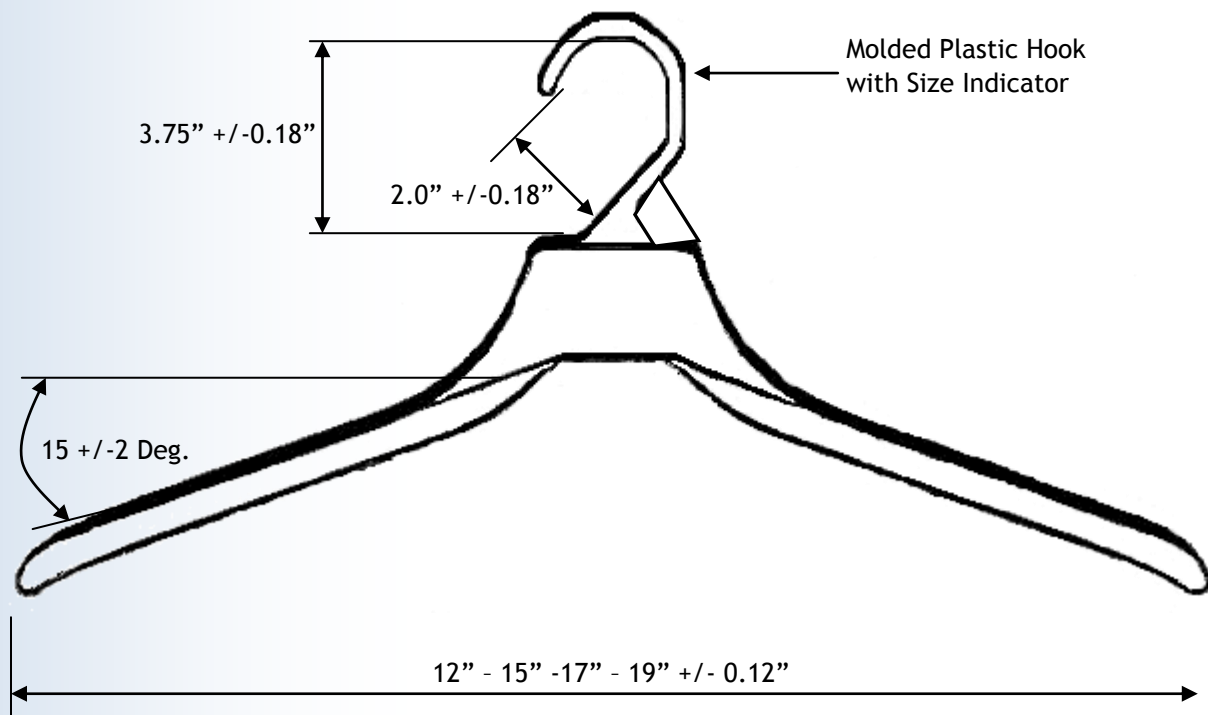
Children's/Mass Retail

- ◆ Color - "White" per Section 4.6.1
- ◆ Optional Hook - per Section 4.6.2
 - ◆ Molded Plastic
 - ◆ Size indicator per Section 4.2.3
 - ◆ Hook Opening - 2.0" \pm 0.18"
 - ◆ Hook Height - 3.0" \pm 0.18"
 - ◆ Strength per Section 4.6.3
- ◆ Hanger Sizes- over-all width
 - ◆ 12", 15", 17", and 19" \pm 0.12"
 - ◆ Per approved VICS Profile Drawings
- ◆ Beam Thickness - per Section 4.3.4
 - ◆ 12" =
 - ◆ 15" - 19" = 0.210"/.410" (5.3mm/10.4mm)
- ◆ Arm Slope
 - ◆ 15 \pm 2 degrees
- ◆ Neck Area Profile
 - ◆ Per approved VICS Profile Drawings
 - ◆ Provision for child-resistant size tab indicator
- ◆ Coordinate Capable per Section 4.3.5 & 4.6.3
 - ◆ Attachment over Top hanger hook
 - ◆ Drop height 4.0" or 9.5"
 - ◆ Ref. VICS Styles 94XX or 95XX
- ◆ Normal Load Capacity per Section 4.3.2
 - ◆ 12" hangers ? lbs.
 - ◆ 15" - 19" hangers 5.0 lbs.
- ◆ High Temperature Creep per Section 4.2.1.2
- ◆ Low Temperature Impact per Section 4.2.1.3
- ◆ Fracture/Shatter Resistance per Section 4.2.1.4
- ◆ VICS Style Codes per Section 3.3.1
 - ◆ 12" =
 - ◆ 15" =
 - ◆ 17" =
 - ◆ 19" =
- ◆ Comments
 - ◆ West Coast Turn-able metal or molded plastic hook as determined by the trading partners

Department Store



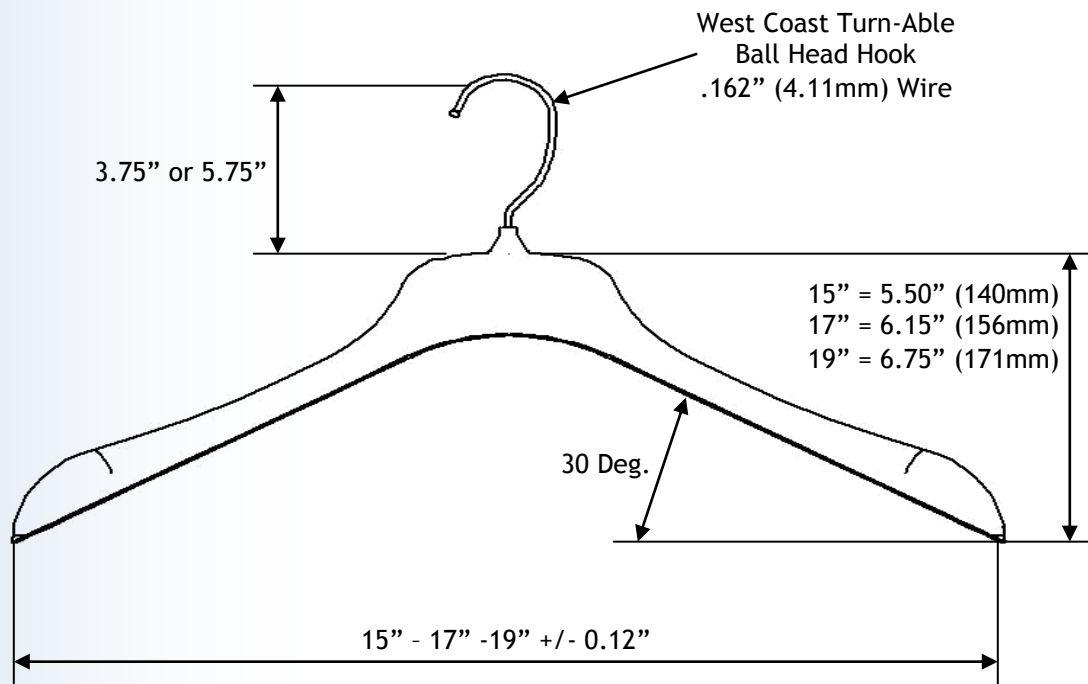
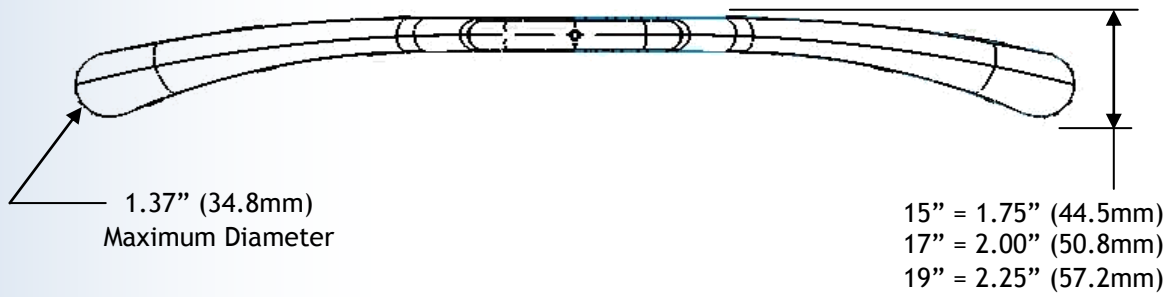
Children's/Mass Retail



3.4.5 Category 5: Men's Suits & Sport Coats (Jackets)

Hanger Specifications

Department Store	Children's/Mass Retail
<ul style="list-style-type: none"> ◆ Color - Black with matte finish per Section 4.2.1.1 ◆ Hook - per Section 4.3.1 <ul style="list-style-type: none"> ◆ West Coast turn-able Ball Head ◆ Bright plated wire 0.162" +/- 0.002" ◆ Hook Opening - 2" +/- 0.18" ◆ Hook Height - 3.75" or 5.25" +/- 0.18" ◆ Strength per Section 4.3.2 ◆ Hanger Sizes - over-all width <ul style="list-style-type: none"> ◆ 15", 17", and 19" +/- 0.12" ◆ Per approved VICS Profile Drawings ◆ Beam Thickness - Type 2 Contoured U-Beam per Section 4.8.2.3 <ul style="list-style-type: none"> ◆ 15" - 19" = 0.50"/1.37" (12.7/28.2mm) ◆ Front to back at thickest section ◆ 1.37" (34.8mm) maximum Diameter at end of arm ◆ Arm Slope <ul style="list-style-type: none"> ◆ 30 +/- 2 degrees (underside) ◆ Nominal drop at end: <ul style="list-style-type: none"> 15" = 5.50" 17" = 6.15" 19" = 6.75" ◆ Neck Area Profile <ul style="list-style-type: none"> ◆ Per approved VICS Profile Drawings ◆ Coordinate Capable <ul style="list-style-type: none"> ◆ Pant bar optional, if required ◆ Normal Load Capacity per Section 4.8.2.2 <ul style="list-style-type: none"> 15" - 19" hangers = 4.0 lbs. ◆ High Temperature Creep per Section 4.2.1.2 ◆ Low Temperature Impact per Section 4.2.1.3 ◆ Fracture/Shatter Resistance per Section 4.2.1.4 ◆ VICS Style Codes per Section 3.3.3 <ul style="list-style-type: none"> ◆ 15" = 3944 (3.75" Hook), 3395 (5.25" Hook) ◆ 17" = 3936 (3.75" Hook), 3937 (5.25" Hook) ◆ 17" = 494 (Suit) ◆ 19" = 3968 (3.75" Hook), 3969 (5.25" Hook) ◆ Comments <ul style="list-style-type: none"> ◆ All dimensions are nominal for reference only ◆ Approved hanger shapes and sizes per approved VICS Profile Drawings 	<p>No Current Specifications</p>

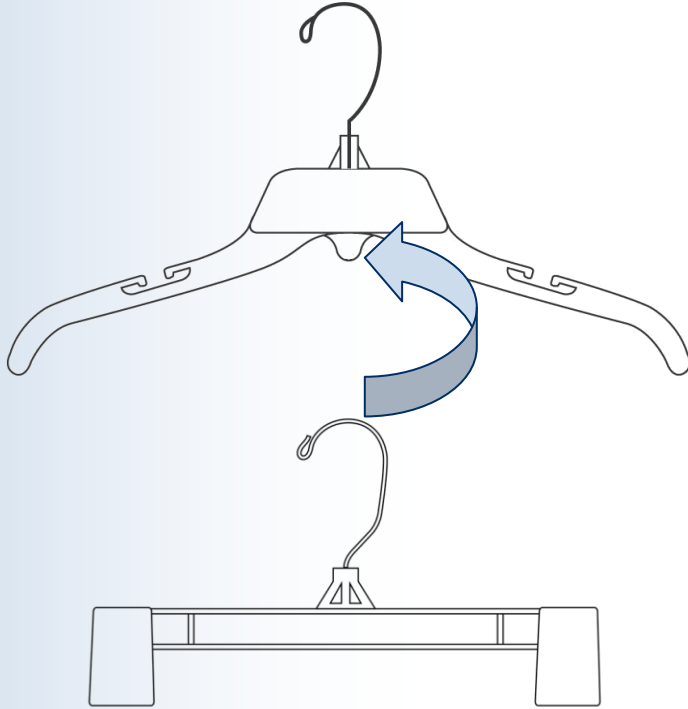


3.4.6 Category 6: Two-Piece Sets

Hanger Specifications

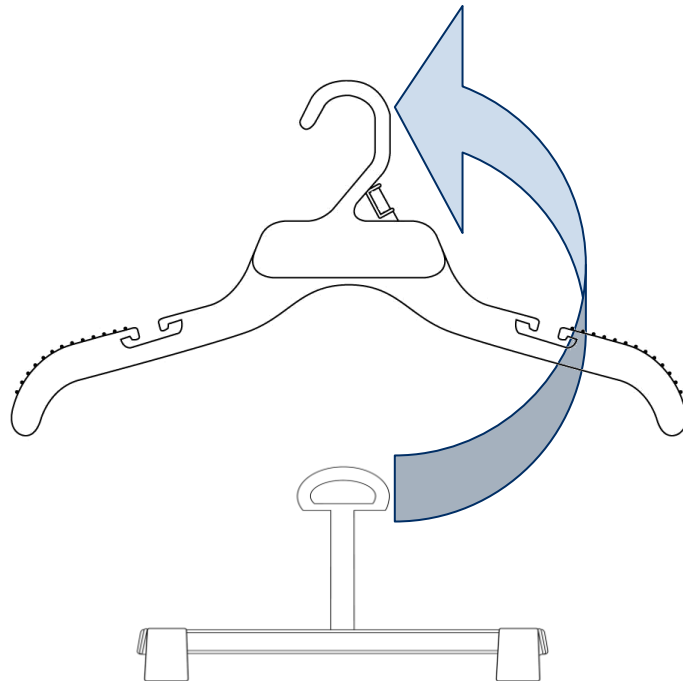
Department Store	Children's/Mass Retail
Tops - per Section 3.4.1 Category 1	Tops - per Section 3.4.1 Category 1
<ul style="list-style-type: none"> ◆ Color - Black with matte finish per Section 4.2.1.1 ◆ Hook - per Section 4.3.1 <ul style="list-style-type: none"> ◆ West Coast turn-able ◆ Bright plated wire 0.118" +.020/- .004" ◆ Hook Opening - 2" +/- 0.18" ◆ Hook Height- 3.75" +/- 0.18" ◆ Strength per Section 4.3.2 ◆ Hanger Sizes - over-all width <ul style="list-style-type: none"> ◆ 12", 15", 17", and 19" +/- 0.12" ◆ Per approved VICS Profile Drawings ◆ Beam Thickness - per Section 4.3.4 <ul style="list-style-type: none"> ◆ 10" - 15" = 0.210"/.410" (5.3mm/10.4mm) ◆ 17" - 19" = 0.300"/.420" (7.6mm/10.7mm) ◆ Arm Slope <ul style="list-style-type: none"> ◆ 15 +/- 2 degrees ◆ Neck Area Profile <ul style="list-style-type: none"> ◆ Per approved VICS Profile Drawings ◆ Shoulder Strap Slots <ul style="list-style-type: none"> ◆ Strap slots and or ribs are optional ◆ Appropriate to garment style and fabric ◆ Coordinate Capable per Section 4.3.5 - 4.3.6 <ul style="list-style-type: none"> ◆ Attachment located on underside of hook ◆ Hang height 2.0"/2.38" ◆ Second hanger to hang parallel to Top hanger 	<ul style="list-style-type: none"> ◆ Color - "White" per Section 4.6.1 ◆ Hook - per Section 4.6.2 <ul style="list-style-type: none"> ◆ Molded Plastic ◆ Size indicator per Section 4.2.3 ◆ Hook Opening - 2" +/- 0.18" ◆ Hook Height- 3.0" +/- 0.18" ◆ Strength per Section 4.6.3 ◆ Hanger Sizes - over-all width <ul style="list-style-type: none"> ◆ 12", 15", 17", and 19" +/- 0.12" ◆ Per approved VICS Profile Drawings ◆ Beam Thickness - per Section 4.3.4 <ul style="list-style-type: none"> ◆ 12" - 15" = 0.210"/.410" (5.3mm/10.4mm) ◆ 17" - 19" = 0.300"/.420" (7.6mm/10.7mm) ◆ Arm Slope <ul style="list-style-type: none"> ◆ 15 +/- 2 degrees ◆ Neck Area Profile <ul style="list-style-type: none"> ◆ Per approved VICS Profile Drawings ◆ Shoulder Strap Slots <ul style="list-style-type: none"> ◆ Strap slots and or ribs are optional ◆ Appropriate to garment style and fabric ◆ Coordinate Capable per Section 4.3.5 & 4.6.3 <ul style="list-style-type: none"> ◆ Attachment over Top hanger hook ◆ Drop height 4.0" or 9.5" ◆ Refer to VICS Styles 94XX or 95XX
Bottoms - per Section 3.4.2 Category 2	Bottoms - Coordinate Drop Loop per Section 3.4.2 Category 2
<ul style="list-style-type: none"> ◆ Garment Clips <ul style="list-style-type: none"> ◆ Pinch Clip design ◆ Standard or padded clips ◆ Color - Black/Matte Finish per Section 4.2.1.1 ◆ Hook - per Section 4.3.1 <ul style="list-style-type: none"> ◆ West Coast turn-able ◆ Bright plated wire 0.118" + .020/- .004" ◆ Hook Opening - 2" +/- 0.18" ◆ Hook Height - 3.75" +/- 0.18" ◆ Strength per Section 4.3.2 ◆ Hanger Sizes - over-all width <ul style="list-style-type: none"> ◆ 8", 10", 12", and 14" +/- 0.12" ◆ Per approved VICS Profile Drawings ◆ Arm Slope <ul style="list-style-type: none"> ◆ None - Straight ◆ VICS Style Codes per Section 3.3.3 <ul style="list-style-type: none"> ◆ Tops - 12" to 19" VICS Category 1 hangers ◆ Bottoms - 8" to 14" VICS Category 2 hangers ◆ Comments 	<ul style="list-style-type: none"> ◆ Garment Clips <ul style="list-style-type: none"> ◆ Pinch Clip design ◆ Standard or padded clips ◆ Color - "White" per Section 4.6.1 ◆ Hook - per Section 4.6.2 <ul style="list-style-type: none"> ◆ Molded Plastic Loop ◆ Size indicator per Section 4.2.3 ◆ Hook Opening - 2" +/- 0.18" ◆ Drop Height - 4.0" or 9.5" +/- 0.18" ◆ Strength per Section 4.6.3 ◆ Hanger Sizes - over-all width <ul style="list-style-type: none"> ◆ 10", 12", 15", and 17" +/- 0.12" ◆ Per approved VICS Profile Drawings ◆ Arm Slope <ul style="list-style-type: none"> ◆ None - Straight ◆ VICS Style Codes per Section 3.3.3 <ul style="list-style-type: none"> ◆ Tops - 12" to 19" VICS Category 1 hangers ◆ Bottoms - Coordinate Drop Loop hangers 9408, 9410, 9412, or 9508, 9510, 9512 ◆ Comments

Department Store



“metal hooks and hanger pictures will be updated to reflect changes previously made in the near future”

Children’s/Mass Retail



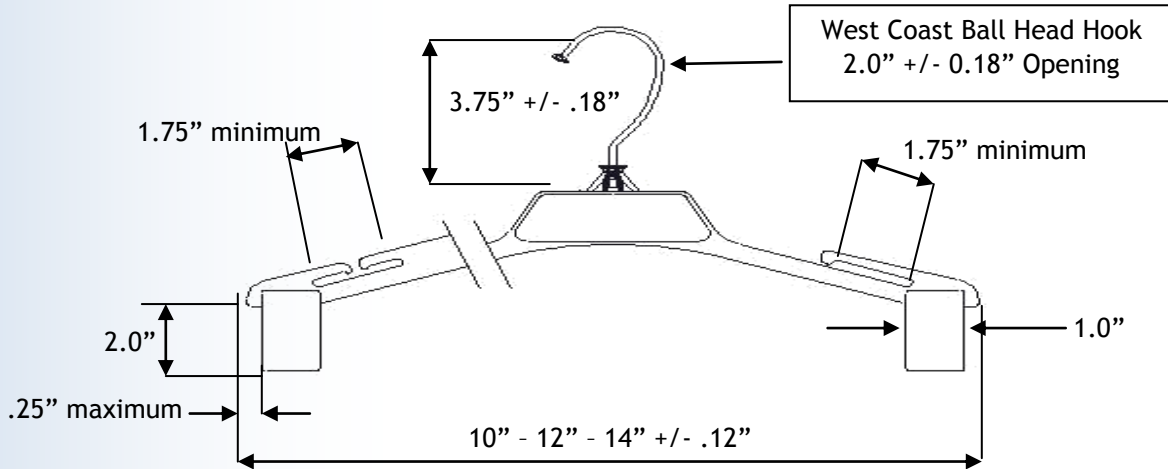
3.4.7 Category 7: Swimwear, Active Wear

Single Item or Sets

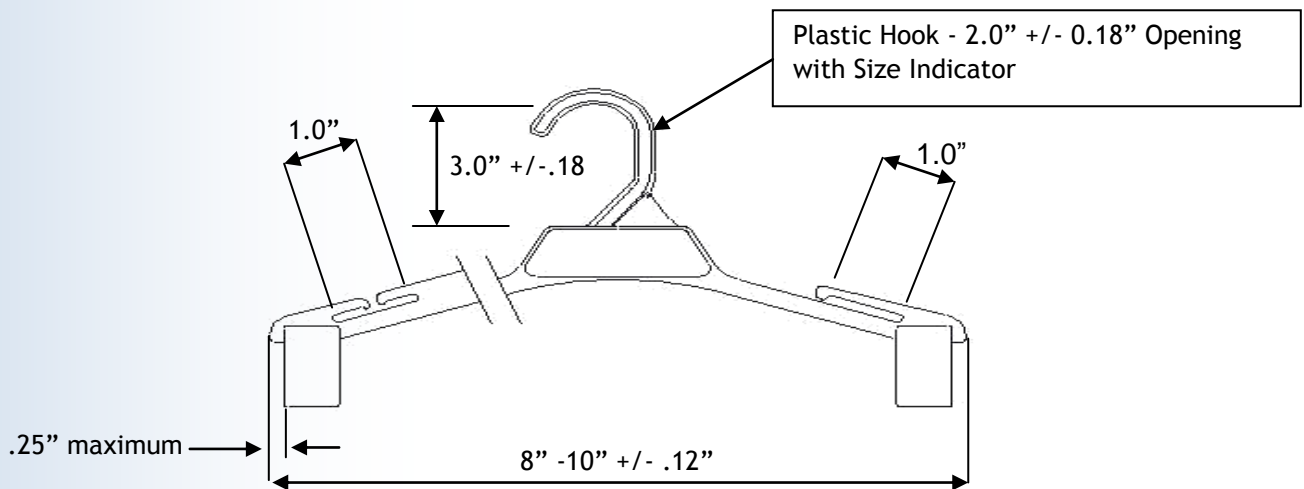
Hanger Specifications

Department Store	Children's/Mass Retail
<ul style="list-style-type: none"> ◆ Color - Black with matte finish per Section 4.2.1.1 ◆ Hook - per Section 4.3.1 <ul style="list-style-type: none"> ◆ West Coast turn-able Ball Head ◆ Bright plated wire 0.118" + .020"/- .004" ◆ Hook Opening - 2" +/- 0.18" ◆ Hook Height - 3.75" +/- 0.18" ◆ Strength per Section 4.3.2 ◆ Hanger Sizes - over-all width <ul style="list-style-type: none"> ◆ 10" , 12" , and 14" +/- 0.12" ◆ Per approved VICS Profile Drawings ◆ Beam Thickness <ul style="list-style-type: none"> ◆ 0.312" for all sizes ◆ Arm Slope <ul style="list-style-type: none"> ◆ 15 +/- 2 degrees ◆ Neck Area Profile <ul style="list-style-type: none"> ◆ Wide profile per 484 style ◆ Same for all sizes ◆ Shoulder Strap Slots <ul style="list-style-type: none"> ◆ Single or double entry (see comments) ◆ Horizontal retention per Section 4.7.5.1 ◆ 1.75" minimum opening all sizes ◆ Pinch Clips (2) per Section 4.5.2 - 4.5.3 <ul style="list-style-type: none"> ◆ 1.0" wide x 2.0" long ◆ Offset from end of arm 0.25" maximum ◆ Smooth surface or padded (no teeth) ◆ Clip opening 0.62" minimum ◆ Clip insertion depth 0.75" minimum ◆ Normal Load Capacity per Section 4.5.1 <ul style="list-style-type: none"> ◆ 10" hangers 1.5 lbs. ◆ 12" - 14" hangers 3.0 lbs. ◆ Warp Under Load per Section 4.5.4 <ul style="list-style-type: none"> ◆ Not to exceed one hanger thickness at full load capacity ◆ High Temperature Creep per Section 4.2.1.2 ◆ Low Temperature Impact per Section 4.2.1.3 ◆ Fracture/Shatter Resistance per Section 4.2.1.4 ◆ VICS Style Codes per Section 3.3.3 <ul style="list-style-type: none"> ◆ 10" = 8010 Std. - 8210 Padded (see comments) ◆ 12" = 8012 Std. - 8212 Padded (see comments) ◆ 14" = 8014 Std. - 8214 Padded (see comments) ◆ Comments <ul style="list-style-type: none"> ◆ Padded Clips per trading partner agreement ◆ Shoulder Strap Slot requirements are either single or double entry on all sizes. 	<ul style="list-style-type: none"> ◆ Color - "White" per Section 4.6.1 ◆ Hook - per Section 4.6.2 <ul style="list-style-type: none"> ◆ Molded Plastic ◆ Size indicator per Section 4.2.3 ◆ Hook Opening - 2" +/- 0.18" ◆ Hook Height - 3.0" +/- 0.18" ◆ Strength per Section 4.6.3 ◆ Hanger Sizes - over-all width <ul style="list-style-type: none"> ◆ 8" and 10" +/- 0.12" ◆ Per approved VICS Profile Drawings ◆ Beam Thickness <ul style="list-style-type: none"> ◆ 0.312" for all sizes ◆ Arm Slope <ul style="list-style-type: none"> ◆ 15 +/- 2 degrees ◆ Neck Area Profile <ul style="list-style-type: none"> ◆ Wide profile per 484 style ◆ Same for all sizes ◆ Shoulder Strap Slots <ul style="list-style-type: none"> ◆ Single or double entry (see comments) ◆ Horizontal retention per Section 4.7.5.1 ◆ 1.0" minimum opening all sizes ◆ Pinch Clips (2) per Section 4.5.2 - 4.5.3 <ul style="list-style-type: none"> ◆ 1.0" wide x 2.0" long ◆ Offset from end of arm 0.25" maximum ◆ Smooth surface or padded (no teeth) ◆ Clip opening 0.62" minimum ◆ Clip insertion depth 0.75" minimum ◆ Normal Load Capacity per Section 4.5.1 <ul style="list-style-type: none"> ◆ 8" - 10" hangers 1.5 lbs. ◆ Warp Under Load per Section 4.5.4 <ul style="list-style-type: none"> ◆ Not to exceed one hanger thickness at full load capacity ◆ High Temperature Creep per Section 4.2.1.2 ◆ Low Temperature Impact per Section 4.2.1.3 ◆ Fracture/Shatter Resistance per Section 4.2.1.4 ◆ VICS Style Codes per Section 3.3.3 <ul style="list-style-type: none"> ◆ 8" = 8108 Std. - 8308 Padded (see comments) ◆ 10" = 8110 Std. - 8310 Padded (see comments) ◆ Comments <ul style="list-style-type: none"> ◆ Padded Clips per trading partner agreement ◆ Shoulder Strap Slot requirements are either single or double entry on all sizes.

Department Store



Children's/Mass Retail



Shoulder Strap Slots requirements are either single or double entry on all sizes of Department Store and Children's/Mass Retail hangers.

3.4.8 Category 8: Women's Foundations (Intimate Apparel)

Hanger Specifications

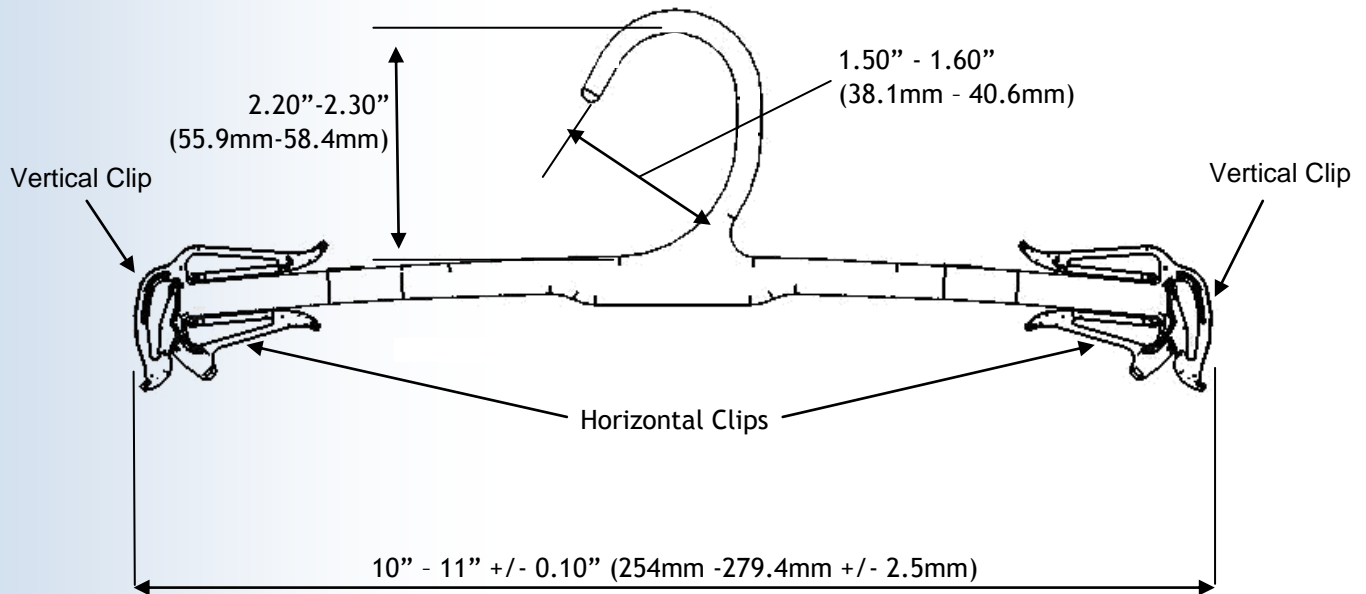
Department Store

- ◆ Color - Clear per Section 4.2.1.1
- ◆ Hook - per Section 4.7.1 & 4.7.2
 - ◆ Molded Plastic
 - ◆ Hook Opening - 1.5"/1.7" (38.0mm/43.2mm)
 - ◆ Hook Height - 2.2"/2.8" (55.9mm/73.2mm)
 - ◆ Strength per Section 4.7.3
- ◆ Hanger Sizes- over-all width/shape
 - ◆ 10" - 11" +/- 0.10"
 - ◆ Per approved VICS Profile Drawings
- ◆ Beam Thickness
 - ◆ 0.188" +/- 0.10 all sizes
- ◆ Arm Slope
 - ◆ None (0)
- ◆ Neck Area Profile
 - ◆ Provision for optional brand logo per Section 4.7.9
- ◆ Top and Bottom (Horizontal) Clips per Section 4.7.5.1
 - ◆ Maximum slide-on pressure 1.50 lbs.
 - ◆ Clip opening to 0.25" (6.4mm)
 - ◆ Pull-out force 1.75 lbs.
- ◆ Vertical End Clips per Section 4.7.5.2
 - ◆ Maximum slide on pressure 2.0 lbs
 - ◆ Clip opening to 0.38" (9.7mm)
 - ◆ Pull-out force 1.75 lbs.
- ◆ Warp Under Load per Section 4.2.1.6
 - ◆ Not to exceed one hanger thickness at full load capacity
- ◆ High Temperature Creep per Section 4.7.4
- ◆ Fracture/Shatter Resistance per Section 4.7.10
- ◆ VICS Style Codes per Section 3.3.3
 - ◆ 10" = GS19, GS23, CW87 (see comments)
 - ◆ 11" = GS11
- ◆ Comments
 - ◆ CW87 Intimate Apparel Wrap Hangers per Section 4.7.8
 - ◆ Designed for holding garments (Bottoms) with elastic waist bands

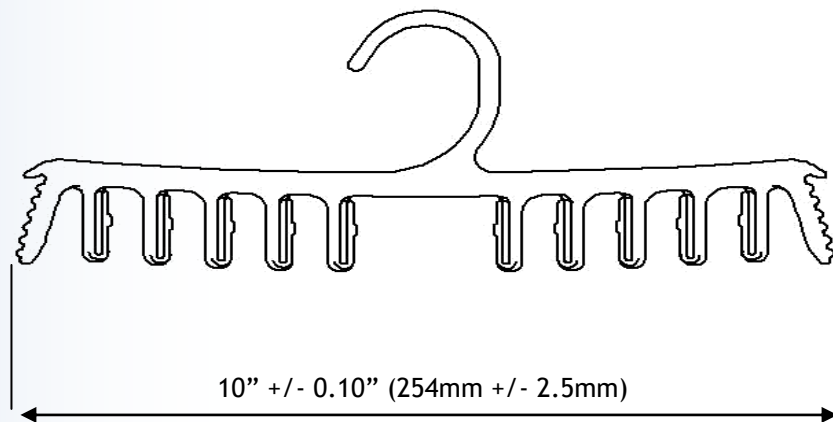
Children's/Mass Retail

- ◆ Color - "White" per Section 4.2.1.1
- ◆ Hook - per Section 4.7.1 & 4.7.2
 - ◆ Molded Plastic
 - ◆ Hook Opening - 1.5"/1.7" (38.0mm/43.2mm)
 - ◆ Hook Height - 2.2"/2.8" (55.9mm/73.2mm)
 - ◆ Strength per Section 4.7.3
- ◆ Hanger Sizes - over-all width/shape
 - ◆ 10" - 11" +/- 0.10"
 - ◆ Per approved VICS Profile Drawings
- ◆ Beam Thickness
 - ◆ 0.188" +/- 0.10 all sizes
- ◆ Arm Slope
 - ◆ None (0)
- ◆ Neck Area Profile
 - ◆ Provision for optional brand logo per Section 4.7.9
- ◆ Top and Bottom (Horizontal) Clips per Section 4.7.5.1
 - ◆ Maximum slide-on pressure 1.50 lbs.
 - ◆ Clip opening to 0.25" (6.4mm)
 - ◆ Pull-out force 1.75 lbs.
- ◆ Vertical End Clips per Section 4.7.5.2
 - ◆ Maximum slide on pressure 2.0 lbs
 - ◆ Clip opening to 0.38" (9.7mm)
 - ◆ Pull-out force 1.75 lbs.
- ◆ Warp Under Load per Section 4.2.1.6
 - ◆ Not to exceed one hanger thickness at full load capacity
- ◆ High Temperature Creep per Section 4.7.4
- ◆ Fracture/Shatter Resistance per Section 4.7.10
- ◆ VICS Style Codes per Section 3.3.3
 - ◆ 10" = GS19, GS23, CW87 (see comments)
 - ◆ 11" = GS11
- ◆ Comments
 - ◆ CW87 Intimate Apparel Wrap Hangers per Section 4.7.8
 - ◆ Designed for holding garments (Bottoms) with elastic waist bands

GS19, GS11, GS23



CW87 Wrap Hanger

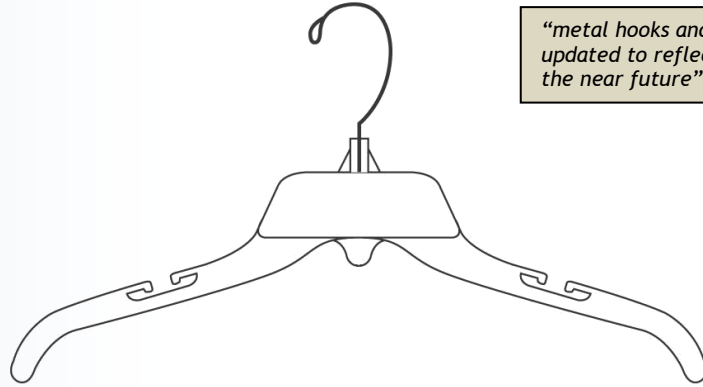


3.4.9 Category 9: Intimate Apparel, Sleep Wear, & Robes

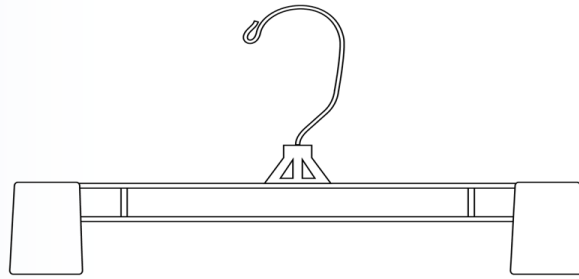
Hanger Specifications

Department Store	Children's/Mass Retail
Tops - per Section 3.4.1 Category 1	Tops - per Section 3.4.1 Category 1
<ul style="list-style-type: none"> ◆ Color - "Black with matte finish" per Section 4.2.1.1 <ul style="list-style-type: none"> ◆ Hook - per Section 4.3.1 ◆ West Coast turn-able ◆ Bright plated wire 0.118" + .020/- .004" ◆ Hook Opening - 2" +/- 0.18" ◆ Hook Height - 3.75" +/- 0.18" ◆ Strength per Section 4.3.2 ◆ Hanger Sizes - over-all width <ul style="list-style-type: none"> ◆ 12", 15", 17", and 19" +/- 0.12" ◆ Per approved VICS Profile Drawings ◆ Beam Thickness - per Section 4.3.4 <ul style="list-style-type: none"> ◆ 10" - 15" = 0.210"/.410" (5.3mm/10.4mm) ◆ 17" - 19" = 0.300"/.420" (7.6mm/10.7mm) ◆ Arm Slope <ul style="list-style-type: none"> ◆ 15 +/- 2 degrees ◆ Neck Area Profile <ul style="list-style-type: none"> ◆ Per approved VICS Profile Drawings ◆ Shoulder Strap Slots <ul style="list-style-type: none"> ◆ Strap slots and or ribs are optional ◆ Appropriate to garment style and fabric ◆ Coordinate Capable per Section 4.3.5 - 4.3.6 <ul style="list-style-type: none"> ◆ Attachment located on underside of hook ◆ Hang height 2.0"/2.38" ◆ Second hanger to hang parallel to Top hanger 	<ul style="list-style-type: none"> ◆ Color - "White" per Section 4.6.1 ◆ Hook - per Section 4.6.2 <ul style="list-style-type: none"> ◆ Molded Plastic ◆ Size indicator per Section 4.2.3 ◆ Hook Opening - 2" +/- 0.18" ◆ Hook Height - 3.0" +/- 0.18" ◆ Strength per Section 4.6.3 ◆ Hanger Sizes - over-all width <ul style="list-style-type: none"> ◆ 12", 15", 17", and 19" +/- 0.12" ◆ Per approved VICS Profile Drawings ◆ Beam Thickness - per Section 4.3.4 <ul style="list-style-type: none"> ◆ 12" - 15" = 0.210"/.410" (5.3mm/10.4mm) ◆ 17" - 19" = 0.300"/.420" (7.6mm/10.7mm) ◆ Arm Slope <ul style="list-style-type: none"> ◆ 15 +/- 2 degrees ◆ Neck Area Profile <ul style="list-style-type: none"> ◆ Per approved VICS Profile Drawings ◆ Shoulder Strap Slots <ul style="list-style-type: none"> ◆ Strap slots and or ribs are optional ◆ Appropriate to garment style and fabric ◆ Coordinate Capable per Section 4.3.5 & 4.6.3 <ul style="list-style-type: none"> ◆ Attachment over Top hanger hook ◆ Drop height 4.0" or 9.5" ◆ Refer to VICS Styles 94XX or 95XX
Bottoms - per Section 3.4.2 Category 2	Bottoms - per Section 3.4.2 Category 2
<ul style="list-style-type: none"> ◆ Garment Clips <ul style="list-style-type: none"> ◆ Pinch Clip design ◆ Standard or padded clips ◆ Color- "Black" per Section 4.2.1.1 ◆ Hook- per Section 4.3.1 <ul style="list-style-type: none"> ◆ West Coast turn-able ◆ Bright plated wire 0.118" +.020/- .004" ◆ Hook Opening - 2" +/- 0.18" ◆ Hook Height- 3.75" +/- 0.18" ◆ Strength per Section 4.3.2 ◆ Hanger Sizes- over-all width <ul style="list-style-type: none"> ◆ 8", 10", 12", 14" +/- 0.12" ◆ Per approved VICS Profile Drawings ◆ Arm Slope <ul style="list-style-type: none"> ◆ None- Straight ◆ VICS Style Codes per Section 3.3.3 <ul style="list-style-type: none"> ◆ Tops- 12" to 19" VICS Category 1 hangers ◆ Bottoms- 8" to 14" VICS Category 2- hangers ◆ Comments 	<ul style="list-style-type: none"> ◆ Garment Clips <ul style="list-style-type: none"> ◆ Pinch Clip design ◆ Standard or padded clips ◆ Color- "White" per Section 4.6.1 ◆ Hook- per Section 4.6.2 <ul style="list-style-type: none"> ◆ Molded Plastic Loop ◆ Size indicator per Section 4.2.3 ◆ Hook Opening - 2" +/- 0.18" ◆ Drop Height- 4.0" or 9.5" +/- 0.18" ◆ Strength per Section 4.6.3 ◆ Hanger Sizes- over-all width <ul style="list-style-type: none"> ◆ 10", 12", 15" and 17" +/- 0.12" ◆ Per approved VICS Profile Drawings ◆ Arm Slope <ul style="list-style-type: none"> ◆ None- Straight ◆ VICS Style Codes per Section 3.3.3 <ul style="list-style-type: none"> ◆ Tops- 12" to 19" VICS Category 1 hangers ◆ Bottoms- 8" to 14" VICS Category 2- hangers ◆ Comments

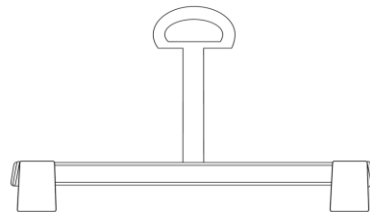
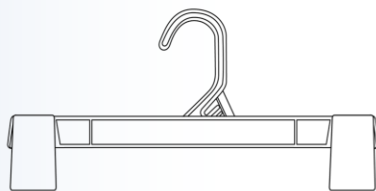
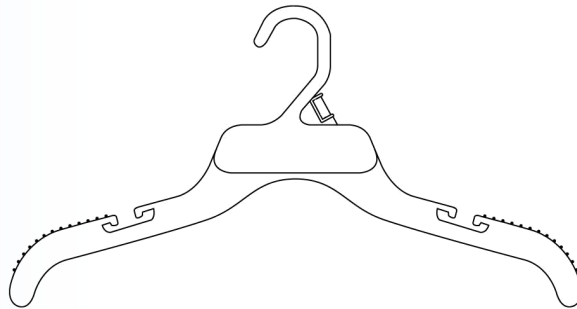
Department Store



“metal hooks and hanger pictures will be updated to reflect changes previously made in the near future”



Children’s/Mass Retailer



3.4.10 Category 10: Infant Sets on Frames (Children's)

Hanger Specifications

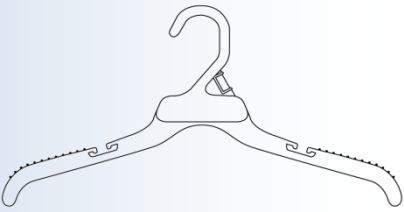
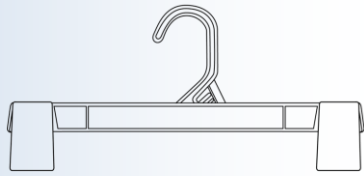
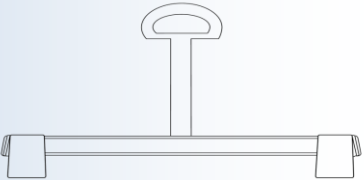
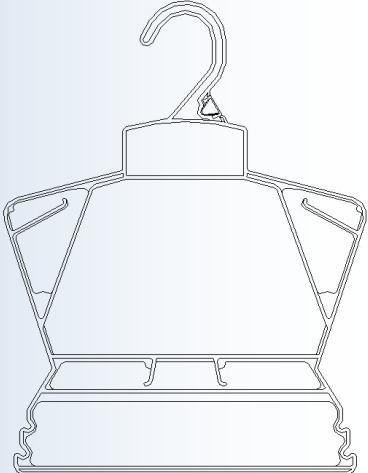
Department Store

- ◆ Color - "White" per Section 4.6.1
- ◆ Hook - per Section 4.6.2
 - ◆ Molded Plastic
 - ◆ Size indicator per Section 4.2.3
 - ◆ Hook Opening - 2" +/- 0.18"
 - ◆ Hook Height - 3.0" +/- 0.18"
 - ◆ Strength per Section 4.6.3
- ◆ Hanger Sizes
 - ◆ 10" x 8.5" (254mm x 215.9mm)
 - ◆ 12" x 10" (304.8mm x 254mm)
 - ◆ Per approved VICS Profile Drawings
- ◆ Hanger Thickness
 - ◆ 0.188" - 0.25" (4.8mm - 6.4mm) all sizes
- ◆ VICS Style Codes per Section 3.3.3
 - ◆ 10" x 8.5" = 951
 - ◆ 12" x 10" = 959
- ◆ Comments
 - ◆ Inclusion of specialty hangers will be an issue to be agreed upon between the trading partners
 - ◆ All specialty hangers must meet VICS FRM product and performance standards per Section 4.2

Children's/Mass Retail

- ◆ Color - "White" per Section 4.6.1
- ◆ Hook - per Section 4.6.2
 - ◆ Molded Plastic
 - ◆ Size indicator per Section 4.2.3
 - ◆ Hook Opening - 2" +/- 0.18"
 - ◆ Hook Height - 3.0" +/- 0.18"
 - ◆ Strength per Section 4.6.3
- ◆ Hanger Sizes
 - ◆ 10" x 8.5" (254mm x 215.9mm)
 - ◆ 12" x 10" (304.8mm x 254mm)
 - ◆ Per approved VICS Profile Drawings
- ◆ Beam Thickness
 - ◆ 0.188" - 0.25" (4.8mm - 6.4mm) all sizes
- ◆ VICS Style Codes per Section 3.3.3
 - ◆ 10" x 8.5" = 951
 - ◆ 12" x 10" = 959
- ◆ Comments
 - ◆ Inclusion of specialty hangers will be an issue to be agreed upon between the trading partners
 - ◆ All specialty hangers must meet VICS FRM product and performance standards per Section 4.2

3.4.11 Category 10: Children’s Hanger Styles

Profile	Type	Sizes	Style	Color	Sizer
	Tops	10" 12" 15" 17"	495 496 472 467	White	Yes
	Pinch Clip Bottoms (Standard & Long Clip)	8" 10" 12"	6108 7108 6110 7110 6112 7112	White	Yes
	Pinch Clip Coordinates	8" X 4" 8" X 9.5" 10" X 4" 10" X 9.5" 12" X 4" 12" X 9.5"	9408 9508 9410 9510 9412 9512	White	No
	Frames	10" X 8.5" 12" X 10"	951 959	White	Yes

3.4.12 Category 11: Domestic

Retailers desiring hanging displays should determine which hanger they want to use and address insertion within their own logistics network.

3.5 Method of Communicating Hanger Service Requests

Once trading partners determine the specific hanger to use, it is recommended the hanger service request be transmitted electronically. The details of how the hanger service request is communicated are contained in the *VICS Retail Industry Conventions and Implementation Guidelines for Electronic Data Interchange*. The specific documents are discussed below.

It is important that trading partners fully understand the timing involved in the hanger application process. In general, the type of hanger service requested must be known prior to the earliest time the hanger can be applied. In some cases, where a hanger is applied as part of the packing process, this may be a few days prior to the ship date. If the hanger is applied during manufacturing, it must be known when the manufacturing order is issued. When hangers are applied during manufacturing, asking a supplier not to apply hangers for a particular order will add additional costs and time because of the special handling required to remove hangers already applied.

Additionally, suppliers will need to develop internal procedures, which may include computerized systems, to ensure meeting each trading partner's requirements.

3.5.1 Electronic Documents

3.5.1.1 Purchase Order (VICS 850 Transaction Set)

The retailer uses the Purchase Order to communicate to a supplier that hanger service is requested for a specific item on a specific order.

3.5.1.2 Purchase Order Change (VICS 860 Transaction Set)

The retailer uses the Purchase Order Change to communicate a change of hanger service requested on a previously transmitted purchase order.

3.5.1.3 Ship Notice/Manifest (VICS 856 Transaction Set)

The supplier uses the Ship Notice/Manifest to advise a retailer when a specific item does not conform to the hanger service requested.

3.6 Trading Partner Discussion Checklist

- ◆ Determine which products are to be displayed on hangers.
- ◆ Determine the appropriate hanger by product line.
- ◆ Establish which partner can most effectively and efficiently apply the hanger.
- ◆ If the supplier elects to apply the hanger, determine the timing of data exchange. The appropriate VICS EDI documents should be selected to communicate hanging requirements and when the requested hanger service has not occurred.
- ◆ Determine how changes to hanger requirements will be addressed. This includes changes to the hanger desired by the retailer in both a traditional and a supplier-managed environment.
- ◆ Determine how errors will be addressed.
- ◆ VICS Hanger Profile Drawings for all category styles are available from VICS at a nominal charge.