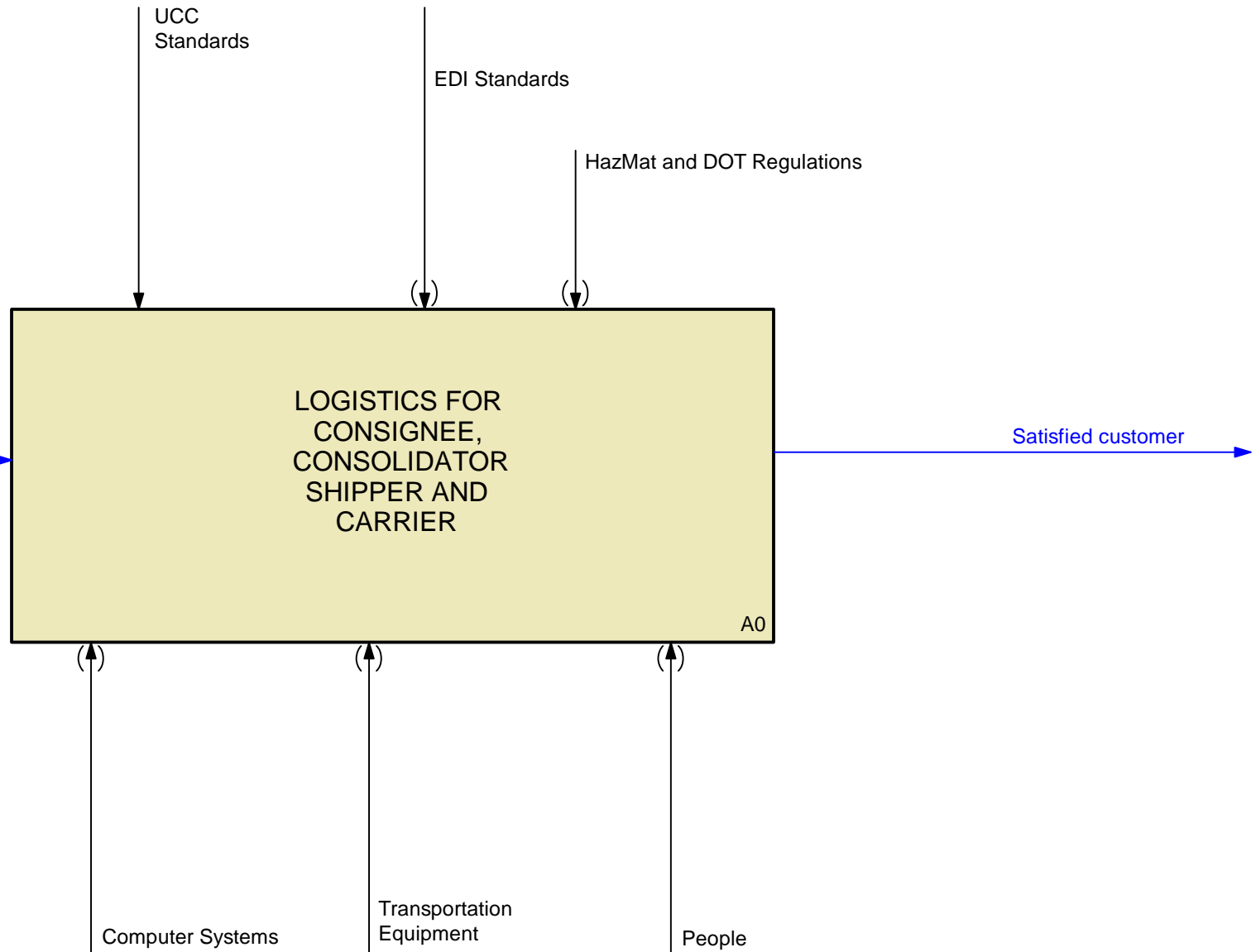
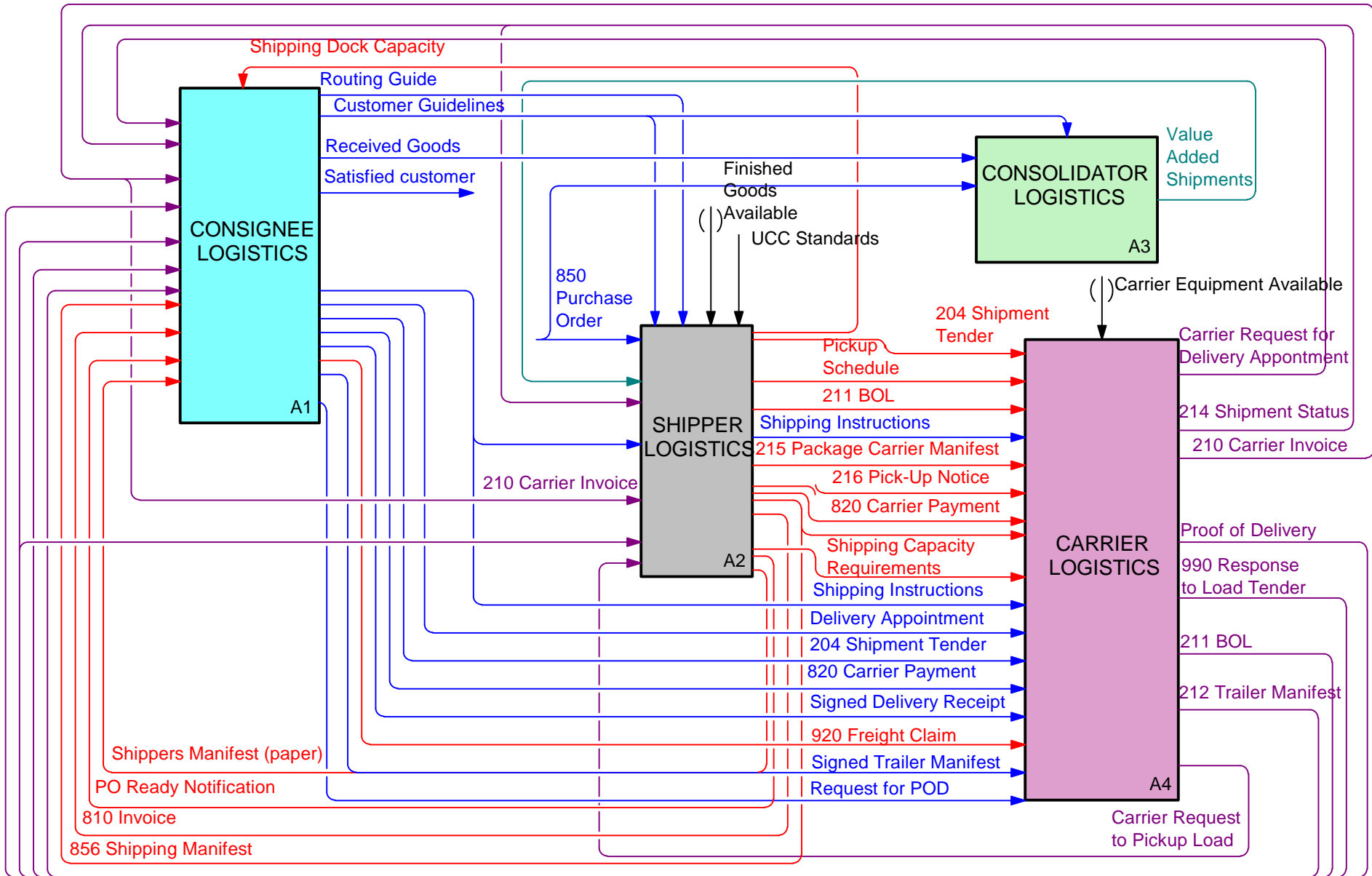


USED AT:	AUTHOR: Marge Petersen, DAMA Project	DATE: 11/26/97	WORKING	READER	DATE	CONTEXT: TOP
	PROJECT: VICS Logistics Model	REV: 1/14/99	DRAFT			
			RECOMMENDED			
	NOTES: 1 2 3 4 5 6 7 8 9 10		PUBLICATION			

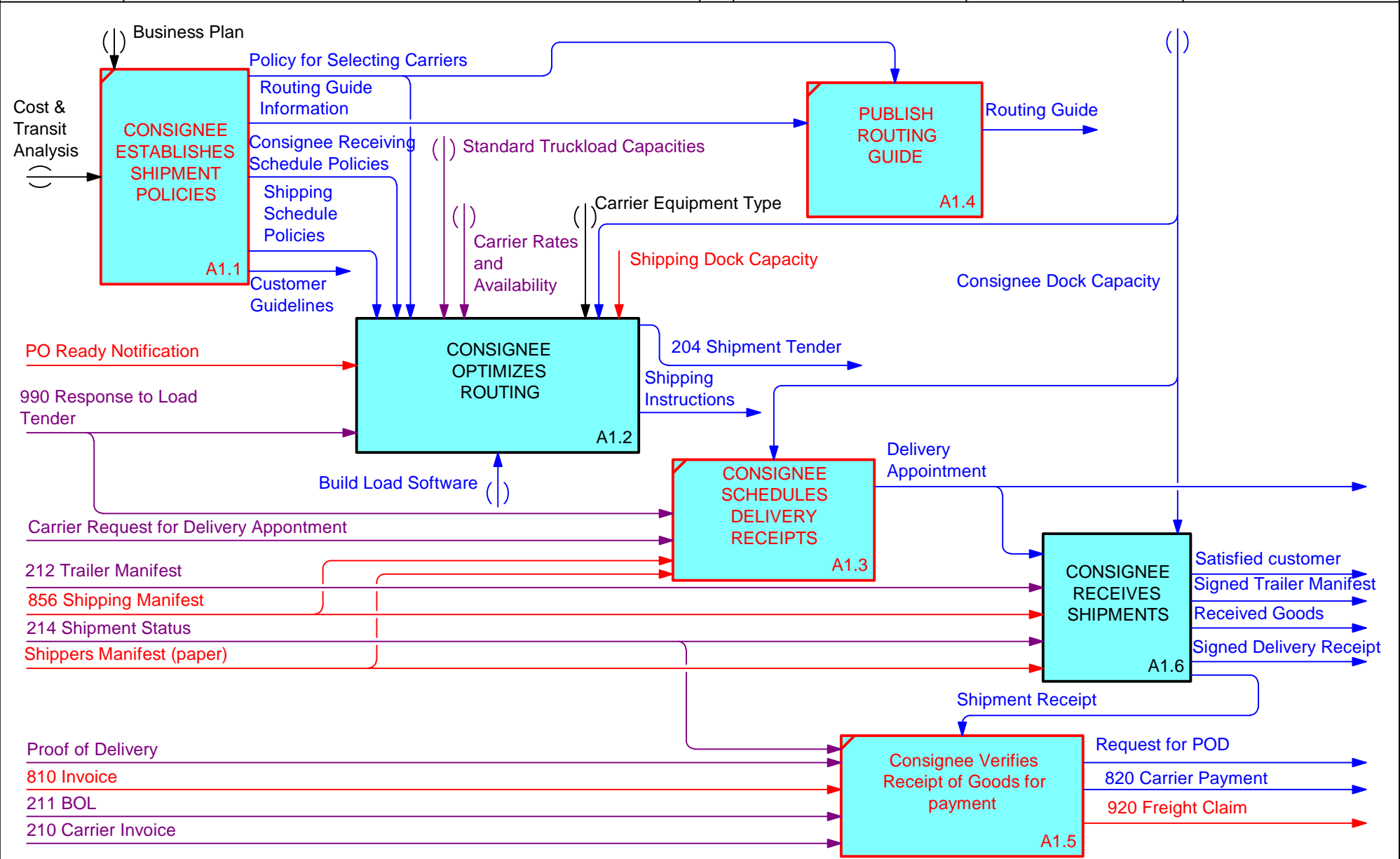


NODE: A-0	TITLE: LOGISTICS FOR CONSIGNEE, CONSOLIDATOR SHIPPER AND CARRIER	NUMBER: <input type="text"/>
---------------------	--	---------------------------------

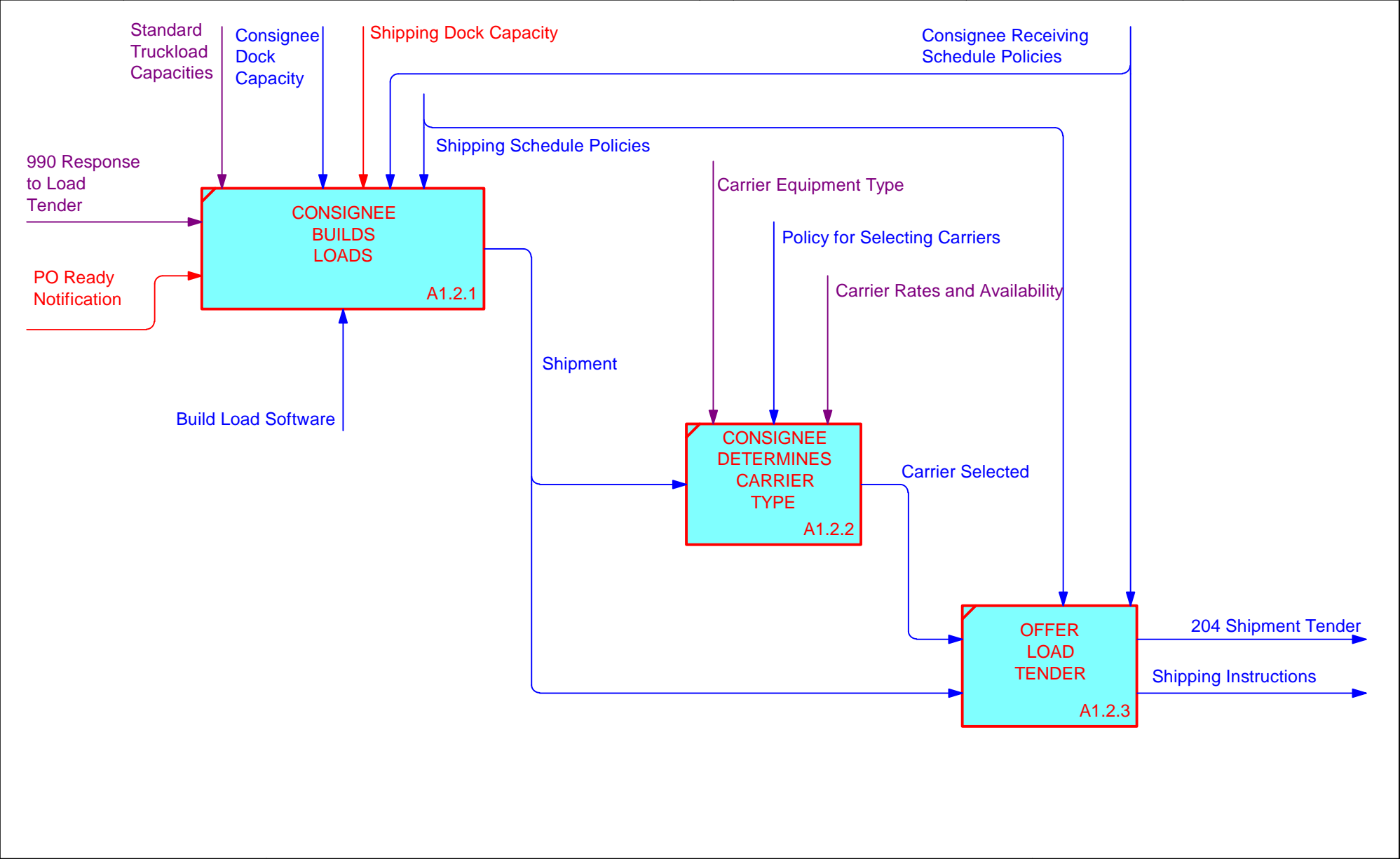
USED AT:	AUTHOR: Marge Petersen, DAMA Project	DATE: 11/26/97	WORKING	READER	DATE	CONTEXT: A-0
	PROJECT: VICS Logistics Model	REV: 1/14/99	DRAFT			
			RECOMMENDED			
	NOTES: 1 2 3 4 5 6 7 8 9 10		PUBLICATION			



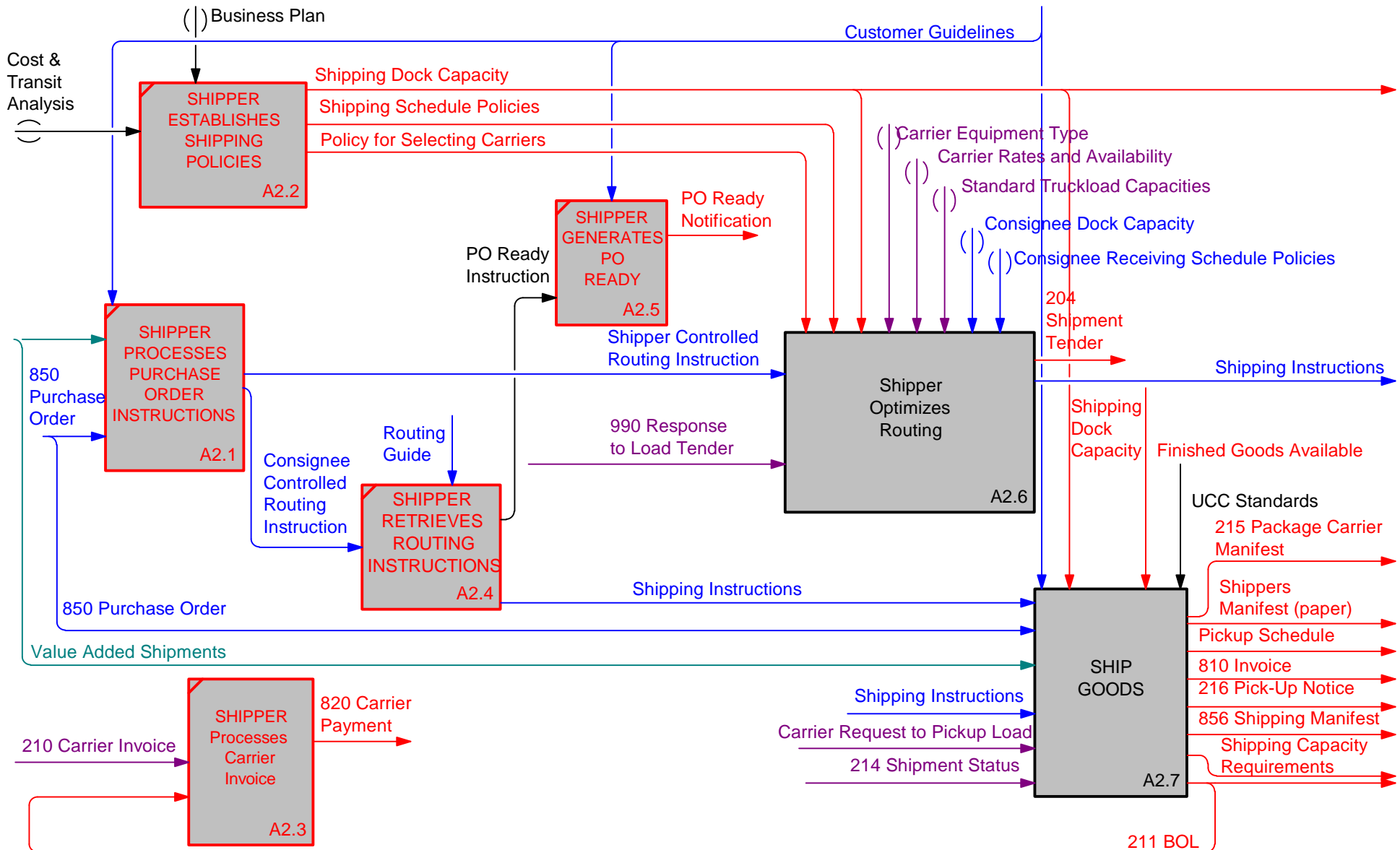
NODE: A0	TITLE: LOGISTICS FOR CONSIGNEE, CONSOLIDATOR SHIPPER AND CARRIER	NUMBER:
--------------------	--	---------

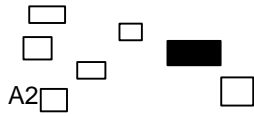


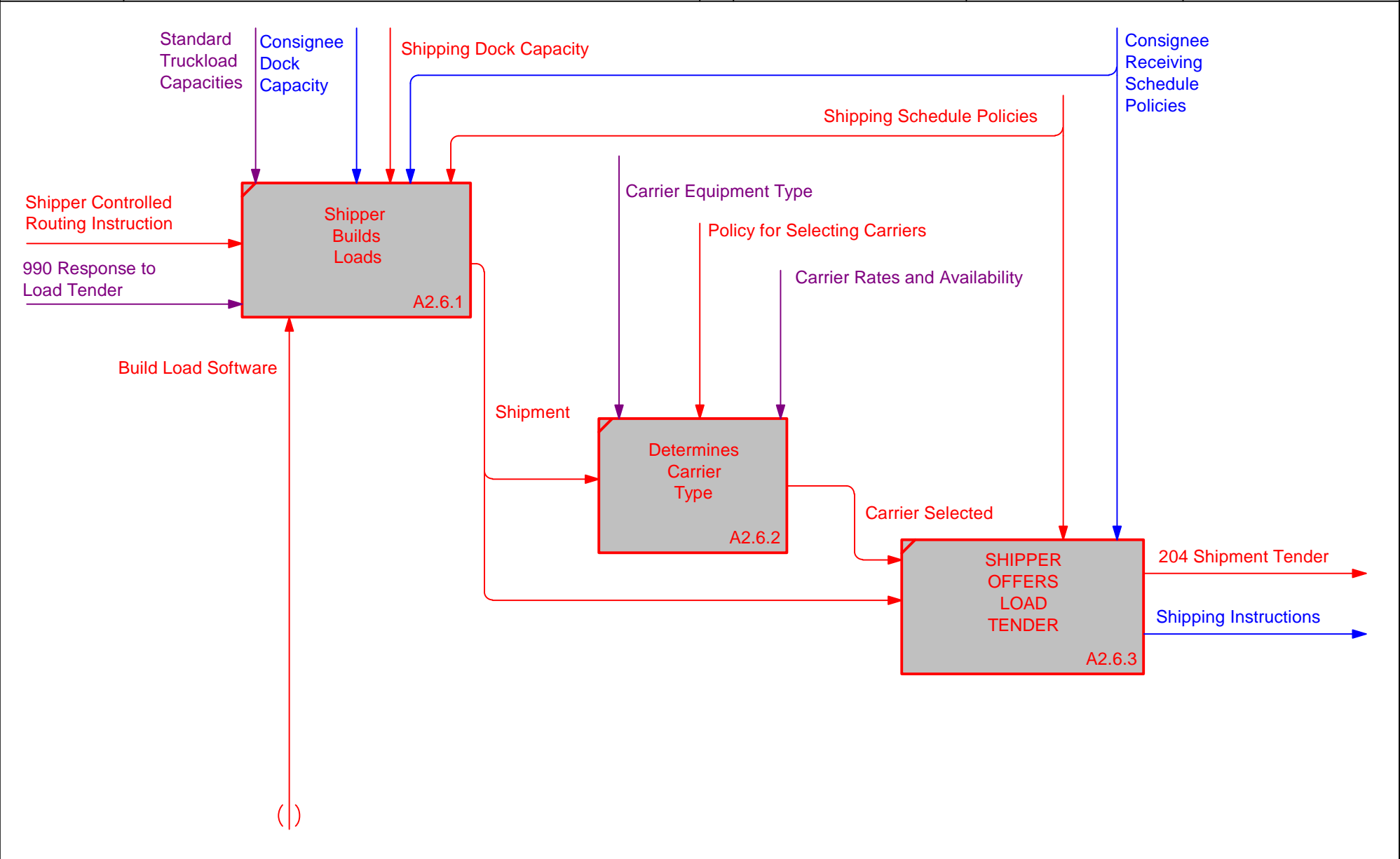
USED AT:	AUTHOR: Marge Petersen, DAMA Project	DATE: 8/4/98	WORKING	READER	DATE	CONTEXT: <input type="checkbox"/> <input type="checkbox"/> <input type="checkbox"/> <input type="checkbox"/> <input type="checkbox"/> <input type="checkbox"/> <input type="checkbox"/> <input type="checkbox"/> A1	
	PROJECT: VICS Logistics Model	REV: 8/12/98	DRAFT				
				RECOMMENDED			
	NOTES: 1 2 3 4 5 6 7 8 9 10			PUBLICATION			



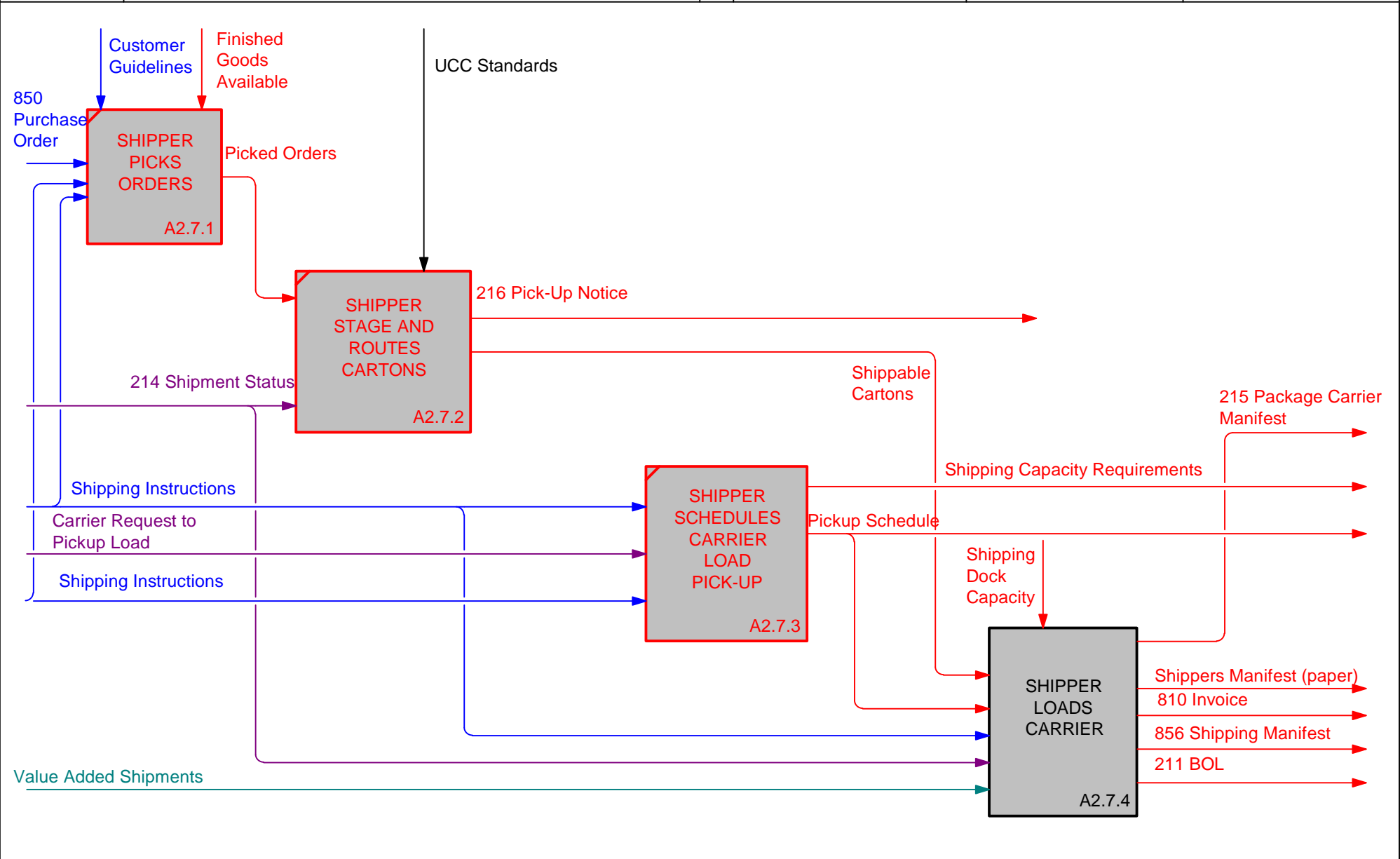
NODE: A1.2	TITLE: CONSIGNEE OPTIMIZES ROUTING	NUMBER:
----------------------	--	---------



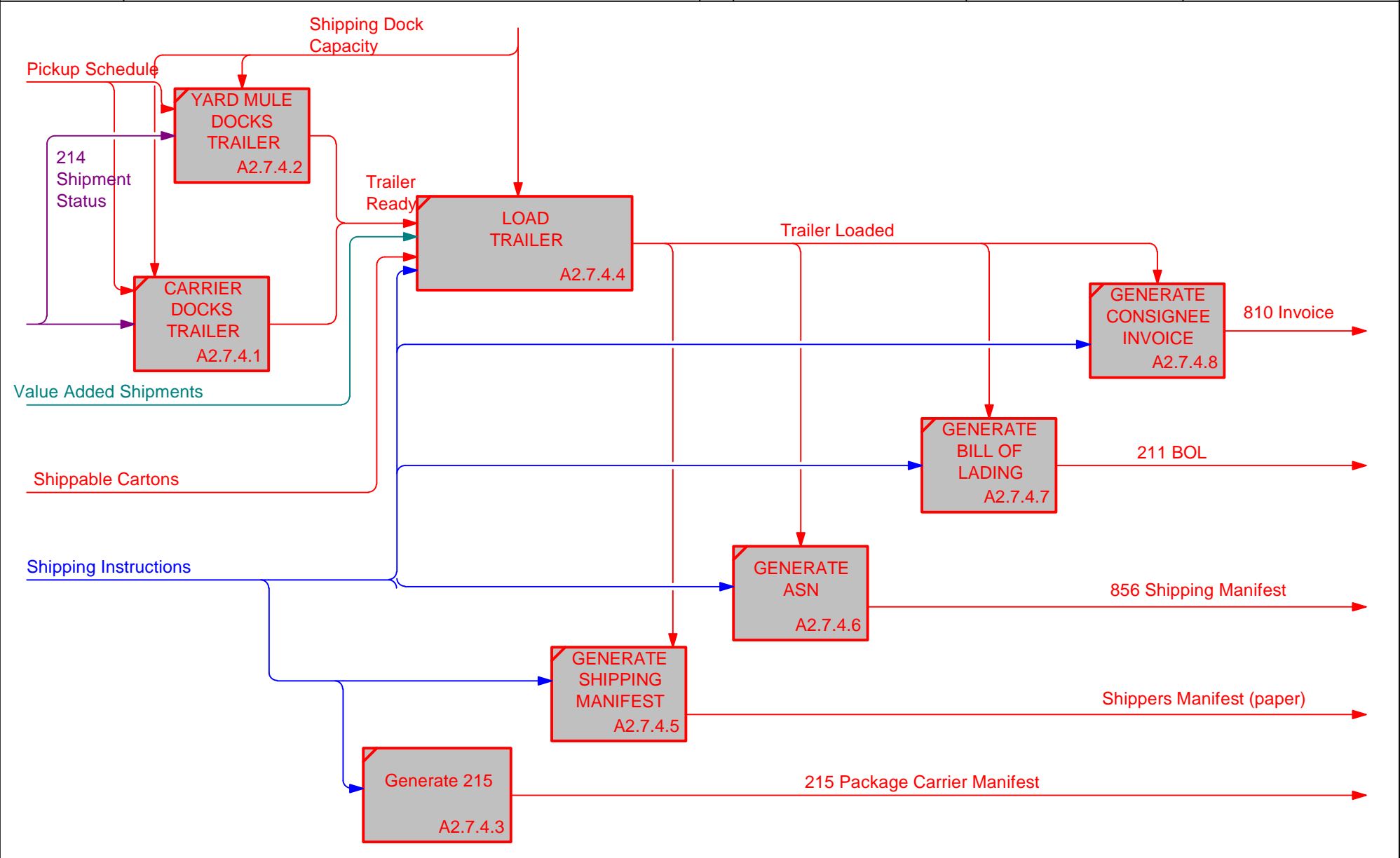
USED AT:	AUTHOR: Marge Petersen, DAMA Project	DATE: 8/5/98	WORKING	READER	DATE	CONTEXT: 
	PROJECT: VICS Logistics Model	REV: 8/18/98	DRAFT			
	NOTES: 1 2 3 4 5 6 7 8 9 10			PUBLICATION		



NODE: A2.6	TITLE: Shipper Optimizes Routing	NUMBER:
----------------------	--	---------

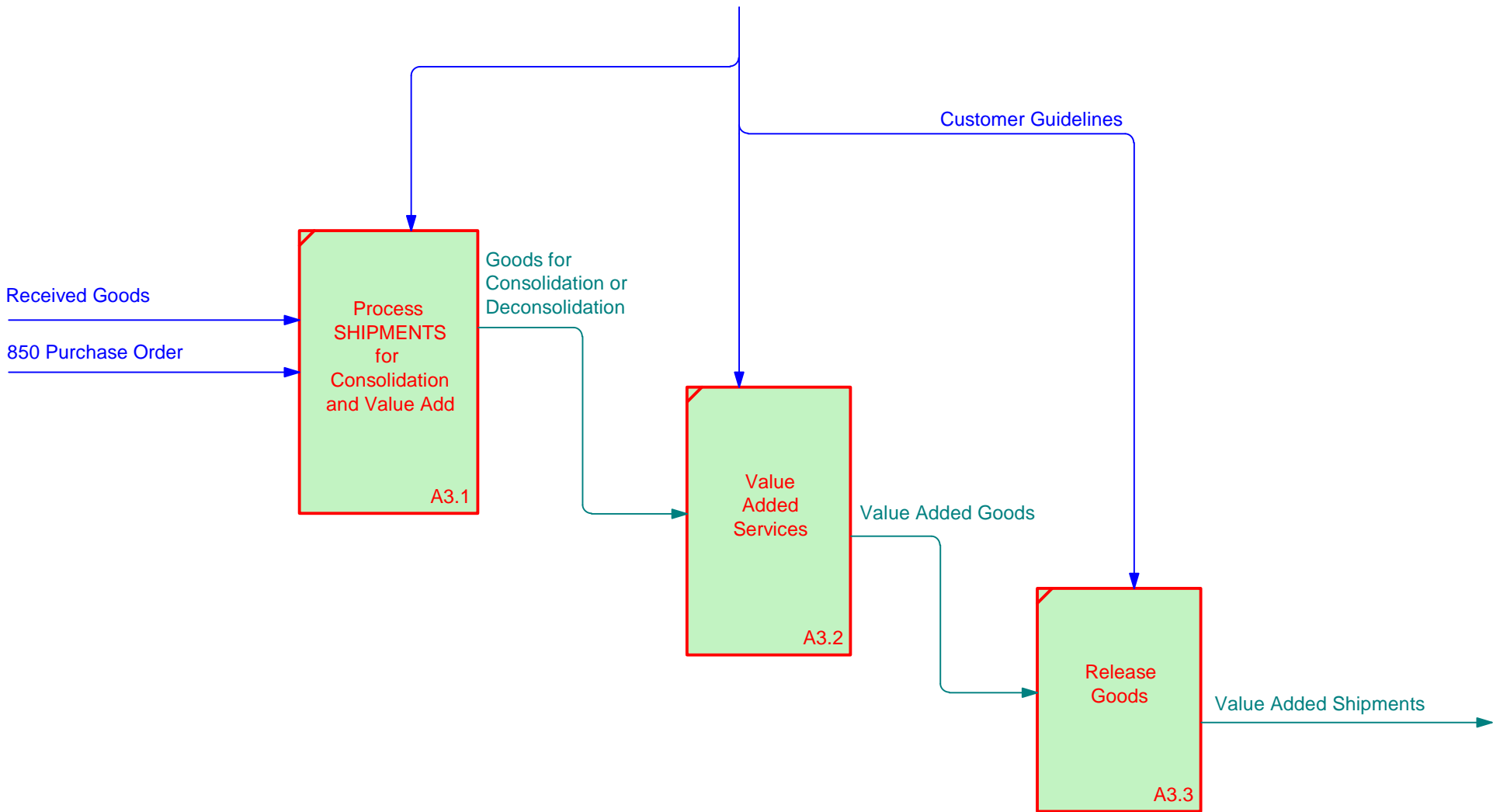


USED AT:	AUTHOR: Marge Petersen, DAMA Project	DATE: 5/12/98	WORKING	READER	DATE	CONTEXT: <input type="checkbox"/> <input type="checkbox"/> <input type="checkbox"/> <input checked="" type="checkbox"/>
	PROJECT: VICS Logistics Model	REV: 1/7/99	<input checked="" type="checkbox"/> DRAFT			
			<input type="checkbox"/> RECOMMENDED			
			<input type="checkbox"/> PUBLICATION			
NOTES: 1 2 3 4 5 6 7 8 9 10						A2.7



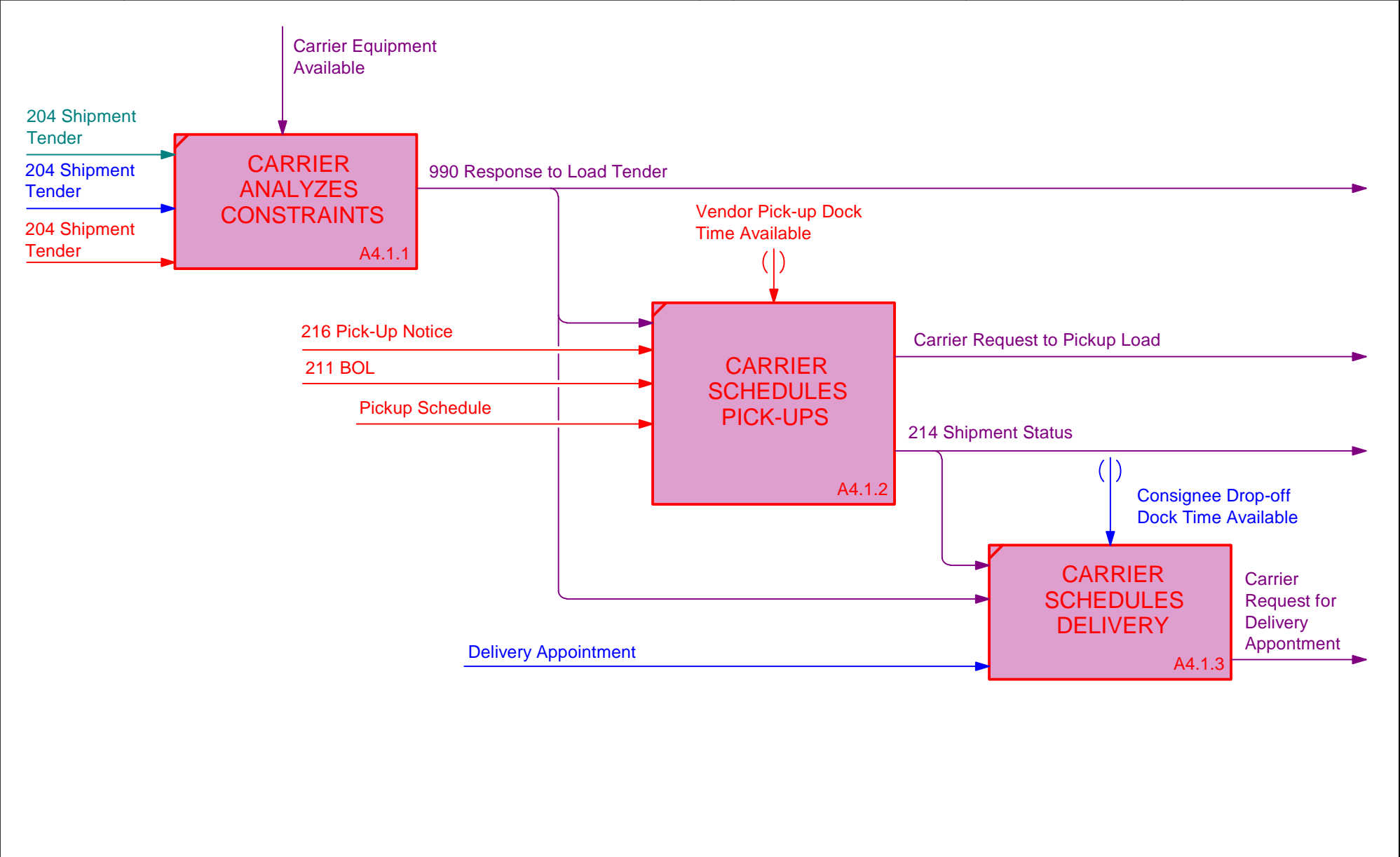
NODE: A2.7.4	TITLE: SHIPPER LOADS CARRIER	NUMBER: <input type="text"/>
------------------------	--	---------------------------------

USED AT:	AUTHOR: Marge Petersen, DAMA Project	DATE: 5/12/98	WORKING	READER	DATE	CONTEXT: A0
	PROJECT: VICS Logistics Model	REV: 8/5/98	DRAFT			
			RECOMMENDED			
	NOTES: 1 2 3 4 5 6 7 8 9 10		PUBLICATION			



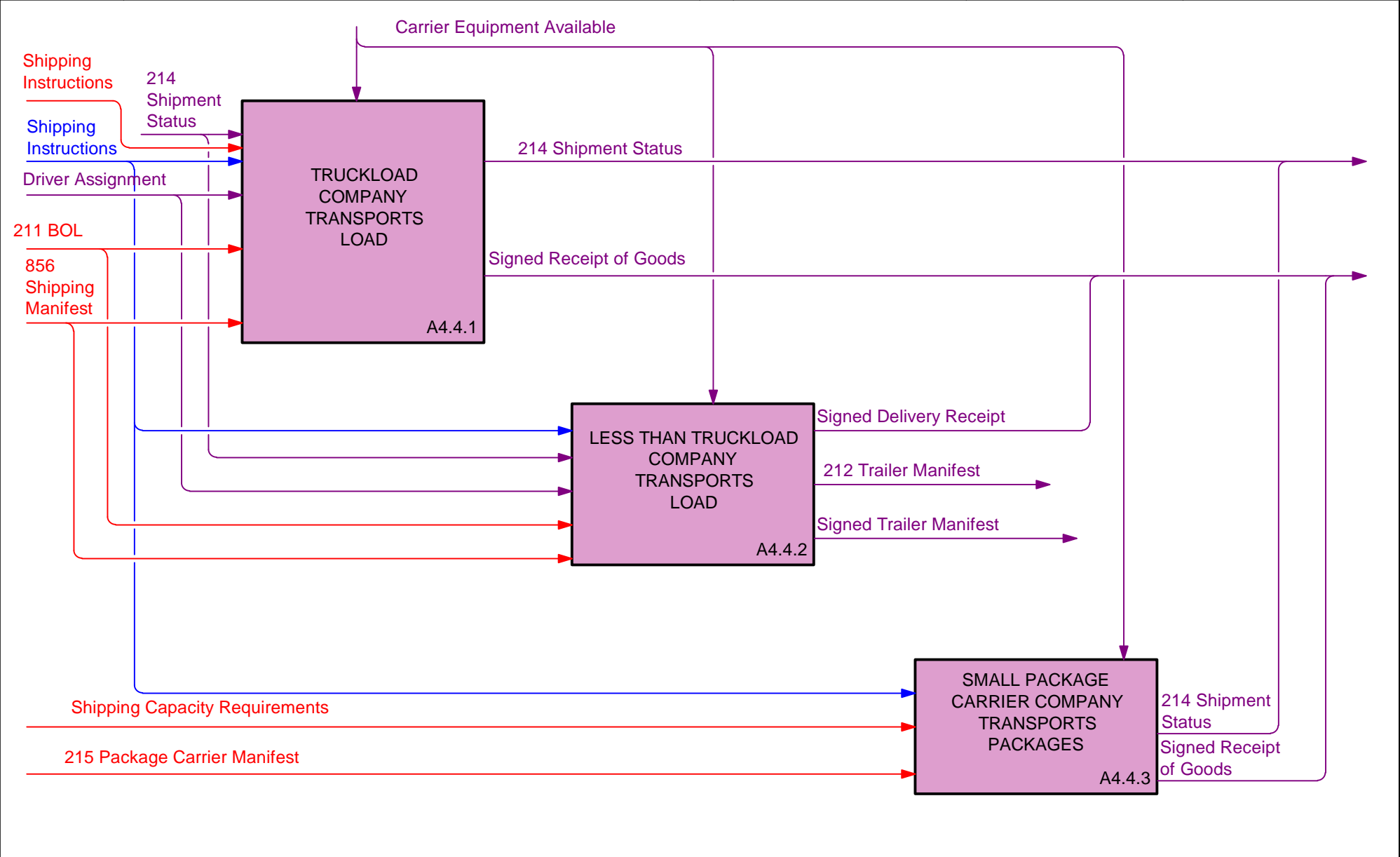
NODE: A3	TITLE: CONSOLIDATOR LOGISTICS	NUMBER:
--------------------	---	---------

USED AT:	AUTHOR: Marge Petersen, DAMA Project	DATE: 11/25/97	WORKING	READER	DATE	CONTEXT: A4
	PROJECT: VICS Logistics Model	REV: 8/18/98	DRAFT			
			RECOMMENDED			
	NOTES: 1 2 3 4 5 6 7 8 9 10		PUBLICATION			



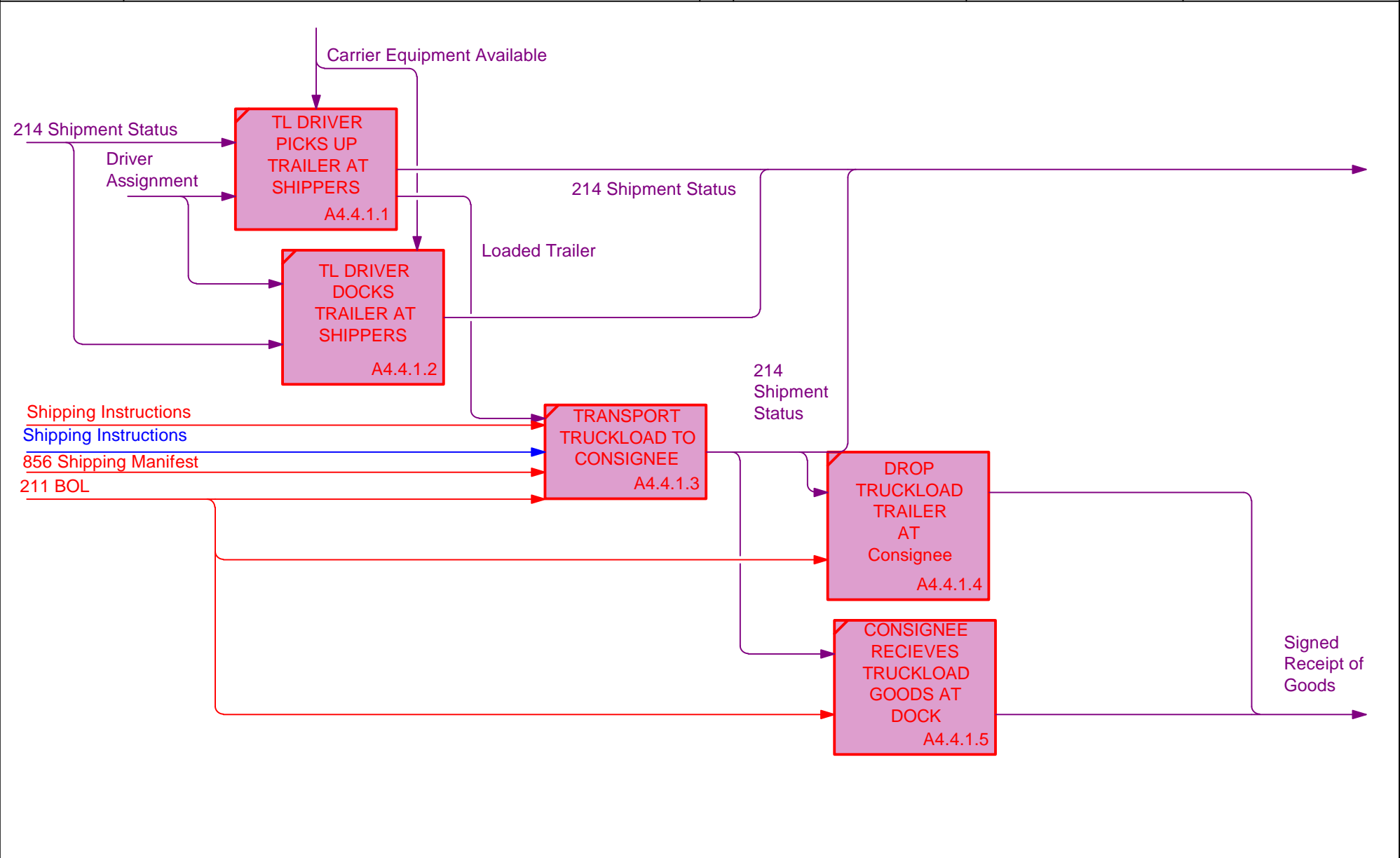
NODE: A4.1	TITLE: CARRIER PROCESSES LOAD TENDERED	NUMBER:
----------------------	--	---------

USED AT:	AUTHOR: Marge Petersen, DAMA Project	DATE: 5/12/98	WORKING	READER	DATE	CONTEXT: A4
	PROJECT: VICS Logistics Model	REV: 1/14/99	DRAFT			
			RECOMMENDED			
			PUBLICATION			
NOTES: 1 2 3 4 5 6 7 8 9 10						

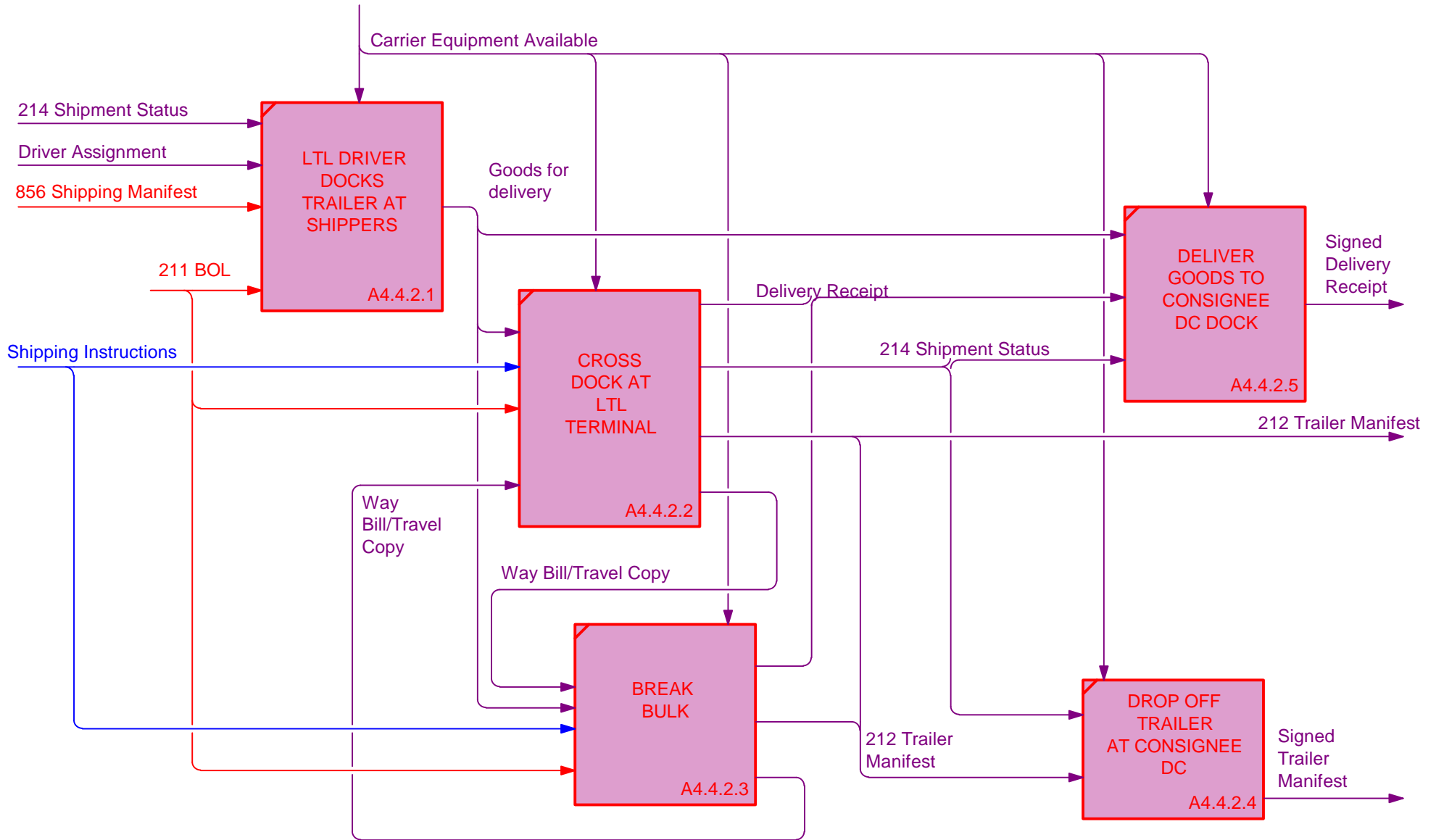


NODE: A4.4	TITLE: CARRIER TRANSPORTS LOAD	NUMBER:
----------------------	--	---------

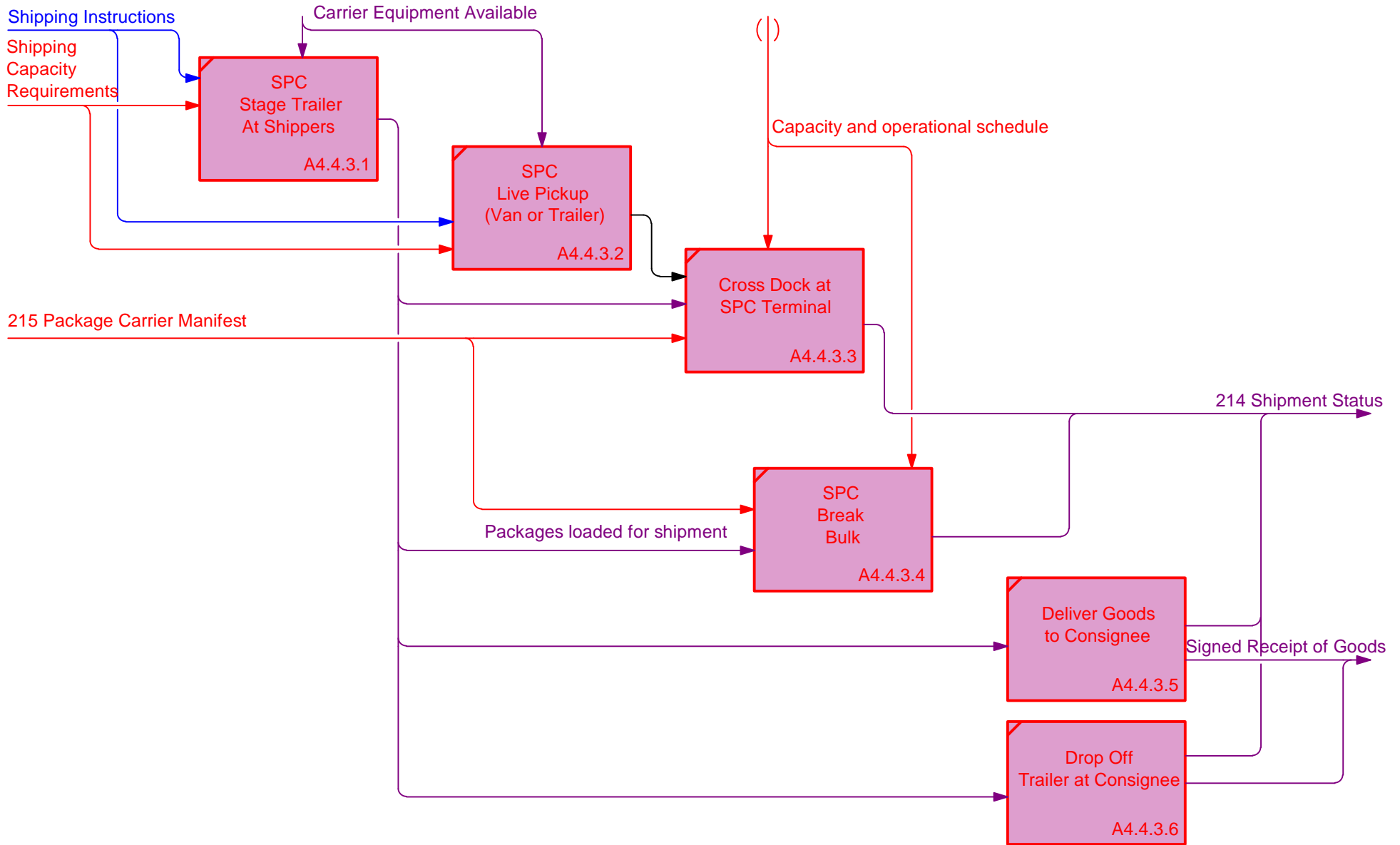
USED AT:	AUTHOR: Marge Petersen, DAMA Project	DATE: 5/12/98	WORKING	READER	DATE	CONTEXT: A4.4
	PROJECT: VICS Logistics Model	REV: 1/14/99	DRAFT			
			RECOMMENDED			
	NOTES: 1 2 3 4 5 6 7 8 9 10		PUBLICATION			



NODE: A4.4.1	TITLE: TRUCKLOAD COMPANY TRANSPORTS LOAD	NUMBER:
------------------------	---	---------



USED AT:	AUTHOR: Marge Petersen, DAMA Project	DATE: 12/9/98	WORKING	READER	DATE	CONTEXT:	
	PROJECT: VICS Logistics Model	REV: 1/14/99	DRAFT				
	NOTES: 1 2 3 4 5 6 7 8 9 10			RECOMMENDED			
				PUBLICATION			A4.4



NODE: A4.4.3	TITLE: SMALL PACKAGE CARRIER COMPANY TRANSPORTS PACKAGES	NUMBER:
------------------------	--	---------

Logistics Model Definitions

Arrow Name (Input, Output, Control or Mechanism)	Arrow Definition
204 Shipment Tender	A shipment tender is generated from the shipper to the carrier, consignee or a third party to let him know there is a shipment available for pickup. This is typically done when shipping with a truckload carrier (TL), where the shipment can be scheduled in advance, as opposed to a less than truckload (LTL) shipment. the document can also be used as a pickup notification, identifying the shipment details and dates for pick up. Most frequently the document is used as a Bill of Lading. the electronic format of this document is accepted by the interstate Commerce Commission (ICC) as a legal document, providing a paper representation can be generated , if necessary.
210 Carrier Invoice	The transaction set can be used to provide detail information for charges for services rendered by a motor carrier. It is used both as a motor carrier invoice to request payment and as details pertaining to motor freight shipment(s) charges.
211 BOL	Bill of Lading - A document issued to a carrier from the shipper for the receipt of goods for shipment, and which describes the terms of shipment. Acronym: BL, B/L (1997, Matthew D. Cox, logistics@logisticsworld.com.) This transaction set can be used to allow shippers or other parties, responsible for contracting with a motor carrier, to provide a legal bill of lading for a shipment. It is not to be used to provide a motor carrier with data relative to a load tender, pick-up manifest, or appointment scheduling.
212 Trailer Manifest	This transaction set can be used to allow motor carriers to provide consignees or other interested parties with the contents of a trailer, containing multiple shipments, that has been tendered for delivery. It is not to be used to provide the recipient with data relative to a full truckload shipment.
214 Shipment Status	A shipment status message is generated regularly for a carrier's customers and transmitted on a scheduled basis. This message contains the current status of a single shipment moving within the carrier's system. the receiver would receive a separate status message for each shipment moving with the carrier. Depending upon partnership arrangements, the information can be generated for only delivery information, pickup and delivery, each change in status, or to report status at selected intervals regardless of change. The receiver of the information can use it in several ways. Customer service can provide immediate

Logistics Model Definitions

Arrow Name (Input, Output, Control or Mechanism)	Arrow Definition
	shipment tracing by reviewing the current status and history of status for a specific Bill of Lading, or purchase order number. Traffic can use the information to review carrier performance along both specific routes and in general. Accounts receivable could use the information on the status message to generate an invoice for prepaid and add-freight charges to customers, or to verify an internal freight rating system. (VICS EDI Architectural Guide). This transaction set can be used by a transportation carrier to provide shippers, consignees, and their agents with the status of shipments in terms of dates, times, locations, route, identifying numbers, and conveyance.
216 Pick-Up Notice	This transaction set can be used to allow shippers or other interested parties to provide a motor carrier with notification that a shipment is available for pick-up. It is not to be used to provide a motor carrier with data relative to a legal bill of lading, rating, pricing, or appointment scheduling.
810 Invoice	An itemized list of product shipped specifying the quantity shipped, unit price, total amount due, and terms on which the invoice will be paid. The Invoice Document, 810, is the EDI transaction. This document allows a buyer to record payment information and automatically update applicable financial systems. The data contained in the Invoice Document provides automated cross-referencing of purchase order and receiving data. Once the invoice data has been verified and payment rendered, the information may be reformatted into a Payment Order/Remittance Advice (820) and may initiate the Electronic Funds Transfer (EFT) process. (VICS EDI Architectural Guide).
820 Carrier Payment	The transaction set can be used to make a payment, send a remittance advice, or make a payment and send a remittance advice. This transaction set can be an order to a financial institution to make a payment to a payee. It can also be a remittance advice identifying the detail needed to perform cash application to the payee's accounts receivable system. The remittance advice can go directly from payer to payee, through a financial institution, or through a third party agent.
850 Purchase Order	A purchase order is the information conveyed from a customer to a vendor initializing a transaction for goods or services. The Purchase Order (850) is sent from the buyer to the

Logistics Model Definitions

Arrow Name (Input, Output, Control or Mechanism)	Arrow Definition
	supplier to order product for shipment at a later date. All the customary information included in a paper purchase order can be included in the EDI version, including terms, shipping instructions and other related information. The 850 has two basic forms, the simple Purchase Order and the spreadsheet Purchase Order. The simple purchase order is used to order product for one buying location with one ship-to destination. The spreadsheet purchase order is used to order product for many different locations with a ship-to destination for each location. A company wide buyer ordering product for different store locations would typically use the spreadsheet purchase order. (VICS EDI Architectural Guide)
856 Shipping Manifest	The Ship Notice/Manifest (856) combines order and shipment information in one electronic document sent from the supplier to the buyer. Once executed, updated information can then be communicated to inbound carriers, internal receiving departments, inventory control and outbound carriers. The key to success of the Ship Notice/Manifest (856) is "advanced" notice. Such information as bill of lading, carton markings and contents, and carrier identification helps to speed the flow of merchandise through the pipeline. This information is used for receiving and inventory control purposes. (VICS EDI Architectural Guide)
920 Freight Claim	This transaction set can be used to file a legal claim with a transportation carrier for loss or damage.
990 Response to Load Tender	The Motor Carrier Shipment Information (204) transaction is generated by the shipper to the carrier to let the carrier know there is a load available to pickup. Typically, this is executed in the truck Load (TL) environment. This transaction set can be used to respond to the load tender with either acceptance, conditional acceptance or declination of the load tender. It can also provide the reasons for the declination and the conditions of acceptance. The Response to a Load Tender (990) is used by a motor carrier to accept, conditionally accept, or decline a load tender as sent in the Motor Carrier Shipment Information (204) transaction set. (VICS EDI Architectural Guide)
Build Load Software	Software that assists a company in assigning freight to individual trailers based upon the

Logistics Model Definitions

Arrow Name (Input, Output, Control or Mechanism)	Arrow Definition
	dimensions of the trailer and the weight, cube, and dimension of the freight.
Business Plan	A statement of long-range strategy and revenue cost, and profit objectives usually accompanies by budgets, a projected balance sheet, and a cash flow statement.
Carrier Equipment Available	A determination if the carrier has all the equipment available to perform the shipment.
Carrier Equipment Type	Size of trailer, specifications, etc.
Carrier Rates and Availability	A determination by the carrier as to what rates apply to commodities and conditions of the shipment and determine the availability of these rates.
Carrier Request for Delivery Appointment	The carrier contacts the consignee requesting a date and time that would be convenient for the consignee to accept shipment.
Carrier Request to Pickup Load	The request from a carrier to a shipper requesting a time and date the carrier can pickup the load from the shipper.
Carrier Selected	The carrier selected to transport the load.
Consignee Controlled Routing Instruction	The consignee is responsible for routing the shipment. This may be prepaid or collect.
Consignee Dock Capacity	The dock capacity for a specific consignee.
Consignee Drop-off Dock Time Available	This is the time slot available for the consignee to accept a shipment to their facility (dock or store) from the carrier.
Consignee Receiving Schedule Policies	Information related to the consignee concerning available times, capacities, and regulations to be used by the shipper in planning deliveries.
Cost & Transit Analysis	In determining what shipment policies are to be established, one must gather data and analyze the cost and transit information for the transport industry at any given point in time.
Customer Guidelines	General customer (consignee) information applying to shipping and receiving instructions to be used by the shipper.
Delivery Appointment	The actual delivery time and date for the shipment sent to the carrier from the consignee.
Delivery Receipt	The receipt for the goods delivered.
Driver Assignment	The designated driver who will be assigned to transport a particular shipment.
Driver Pre-plan	A list of deliveries/pickups the driver will make during a particular day. This needs to be

Logistics Model Definitions

Arrow Name (Input, Output, Control or Mechanism)	Arrow Definition
	checked by the dispatcher before the driver is assigned to any other pickups or deliveries.
Dropped Trailer	A trailer left at a certain location for either loading or unloading. The location may be the consignee, consolidator or distribution center.
EDI Standards	Electronic Data Interchange (EDI) is defined as the computer-to-computer exchange of information, which has traditionally been communicated using paper documents. An EDI document is a collection of a specific set of business information to accomplish a business transaction, e.g. purchase order, invoice, etc. exchanged electronically in industry's standard format. EDI documents are also referred to as transaction sets. (VICS EDI Architectural Guide)
Finished Goods Available	Those items on which all manufacturing operations, have been completed. These products are available for shipment to the customer as finished product.
Goods for Consolidation or Deconsolidation	Goods that are available for either consolidation or deconsolidation at the distribution center.
Goods for delivery	The articles that are delivered from a shipper to either a consolidator, a distribution center for cross docking or break bulk, or retail store
HazMat and DOT Regulations	Hazardous Materials (HazMat) and Department of Transportation (DOT) regulations.
Picked Orders	A document that lists the SKU and quantity of product to be picked for a specific ship order or for a batch of shipping orders.
Pickup Schedule	The notification from the shipper to the carrier informing the carrier the date, time, and place the load can be picked up.
PO Ready Instruction	The instructions for the shipper processing the Purchase Order to generate the Purchase Order Ready Notification for the consignee.
PO Ready Notification	Include weight, cube, date available, etc.
Policy for Selecting Carriers	The internal policy established by a company delineating the rules and requirements for selecting a carrier.
Proof of Delivery	The Proof of Delivery is maintained by the carrier and includes the signed Receipt of Goods.

Logistics Model Definitions

Arrow Name (Input, Output, Control or Mechanism)	Arrow Definition
Received Goods	The goods received.
Request for POD	A request for a copy of the Proof of Delivery (POD).
Routing Guide	(EDI 217) The transaction set can be used to provide interested parties with a motor carrier's loading instructions and/or routing guide. A transmission may include a list of the motor carrier's terminals, a list of all points served, or a matrix of all points served showing the advertised service times. The motor carrier may also indicate its breakbulk terminal(s) to be used for each point for loading purposes.
Routing Guide Information	Information contained in the Routing Guide
Satisfied customer	Customers who have received the correct shipment, at the correct destination, on the date requested.
Shipment	Detail of the commodity to be shipped, special handling conditions, pieces, weight, cube, POs.
Shipment Receipt	A receipt for the actual shipment.
Shippable Cartons	Cartons which have already been packed and marked and are ready for distribution. Shipping handling units are also used-these are the number of countable physical shipping pieces (i.e. pallets, shrink wrapped containing 24 cartons is one shipping handling unit)
Shipper Controlled Routing Instruction	The shipper is responsible for routing the shipment. This may be prepaid or collect.
Shippers Manifest (paper)	List of the carton numbers per PO or final destination (store), or invoice. This shipper manifest travels with the goods at consignee request. The shipper manifest can also be faxed to the consignee prior to the actual shipment arriving at the consignee.
Shipping Dock Capacity	This is the total capacity of the shipping dock--doors, staging area.
Shipping Instructions	Carrier, Mode, commodity, special handling instructions, terms, service level (overnight, next day, expedite, etc.)
Shipping Schedule Policies	The general policies establish by a shipper which may include standard routes, timetables and equipment available.
Signed Delivery Receipt	Upon receipt of goods, the delivery receipt is signed by the recipient.
Signed Receipt of Goods	The document signed by the recipient of the goods which is used to provide information

Logistics Model Definitions

Arrow Name (Input, Output, Control or Mechanism)	Arrow Definition
	for both the Carrier Invoice and the Proof of Delivery documents
Signed Trailer Manifest	The document signed by the recipient of the goods when the trailer carrying the shipment is dropped at the consignee or distribution center. The Trailer Manifest is generated at the last trailer load.
Standard Truckload Capacities	Quantity of freight required to fill a truck. When used in connection with freight rates, the quantities of freight necessary to qualify a shipment for a truckload rate. Usually in excess of 10,000 pounds. (American Trucking Association) Truckload capacities vary with the type of trailer being used. U.S. Bureau of the Census has categorized trucks by gross vehicle weight (GVW) as follows: 1) Light-Less than 10,000 pounds GVW 2) Medium-10,001 to 20,000 pounds GVW 3) Light-heavy-20,001 to 26,000 pounds GVW 4) Heavy-heavy-26,001 pounds GVW or more. (DOE)
Trailer Loaded	A trailer on which the shipment has been placed and is ready for transport.
Trailer Ready	The trailer is ready to be loaded.
UCC Standards	Uniform Code Council (UCC) standards.
Value Added Goods	Goods being handled by a consolidator, and which have passed through the consolidator processes, having value added.
Value Added Shipments	This is a shipment of goods which have had "value added" by a consolidator.
Vendor Pick-up Dock Time Available	The time slot available to the carrier to pick up goods from the retailer.
Way Bill/Travel Copy	A document prepared by a transportation line at the point of origin of a shipment, showing the point of origin, destination, route, consignor, consignee, description of shipment and forwarded to the carrier's agent at transfer point or destination.

Logistics Model Definitions

215 Package Carrier Manifest	This Draft Standard for Trial Use contains the format and establishes the data contents of the Motor Carrier Pick-up Manifest Transaction Set (215) for use within the context of an Electronic Data Interchange (EDI) environment. This transaction set can be used to allow shippers, or other parties, to provide a motor carrier with a manifest of all of the shipments tendered to a carrier. It is not to be used to provide a motor carrier with data relative to a load tender, legal bill of lading, pick-up notification, or appointment scheduling.
Shipping Capacity Requirements	MFG provides information to the SPC that tells them how to come pick up the goods. Typically for small package it is a "fluid load". Mfg keeps feeding the staged trailer throughout the day. Driver picks it up. Mfg give them a copy of the manifest. and the 215 transmission takes place.
Capacity and Operational Schedule	The dock capacity, and the hours of operation when the dock is open for shipping.